

Prices - Jan-25

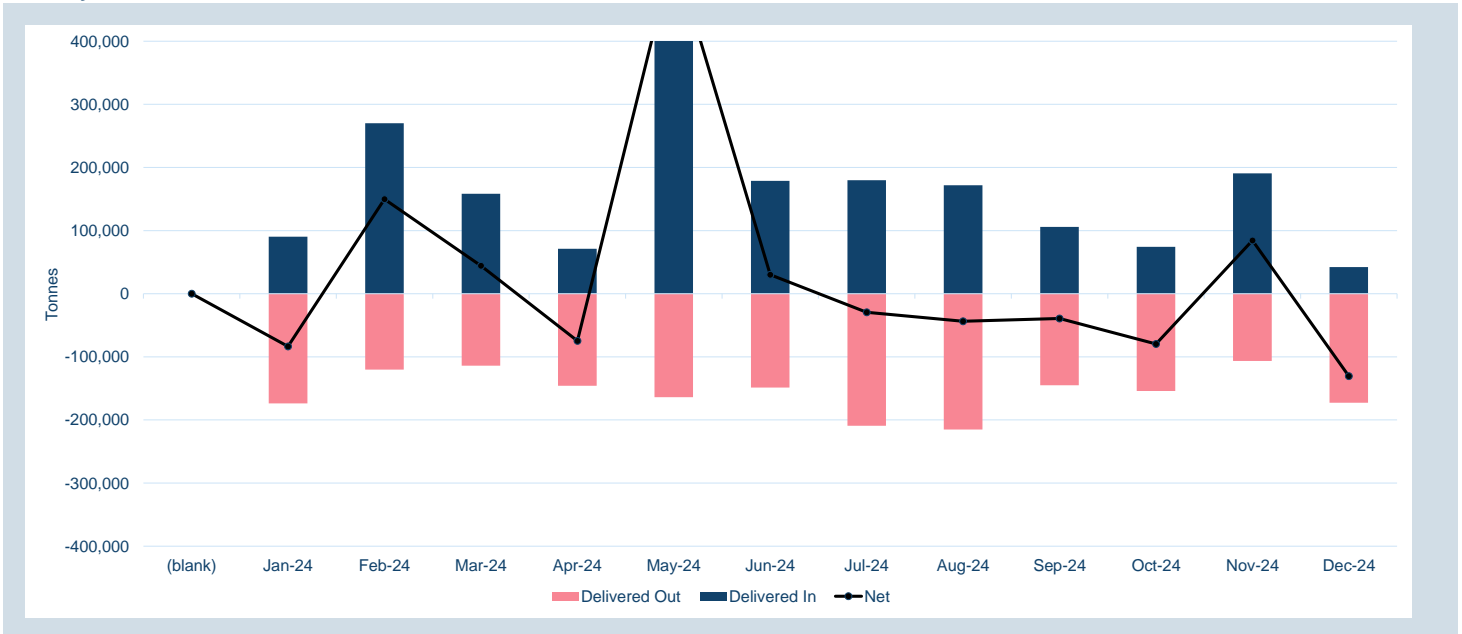
Contract	Official Cash Settlement Price				Official 3 Month Price			
	Average	Low	High	*M/M Change %	Average	Low	High	*M/M Change %
LME Aluminium	\$2,574.95	\$2,474.00	\$2,675.00	1.4%	\$2,590.16	\$2,501.50	\$2,682.50	0.7%
LME Aluminium Alloy	\$2,181.27	\$2,100.00	\$2,255.00	-3.2%	\$2,110.23	\$2,050.00	\$2,255.00	-6.4%
LME NASAAC	\$2,400.00	\$2,400.00	\$2,400.00	-2.0%	\$2,400.00	\$2,400.00	\$2,400.00	-2.0%
LME Copper	\$8,977.57	\$8,685.50	\$9,218.00	0.7%	\$9,094.02	\$8,795.00	\$9,334.00	0.6%
LME Lead	\$1,921.80	\$1,897.00	\$1,949.00	-3.6%	\$1,955.23	\$1,928.00	\$1,982.00	-3.4%
LME Nickel	\$15,378.64	\$14,770.00	\$15,850.00	-0.6%	\$15,604.77	\$14,995.00	\$16,100.00	-0.7%
LME Tin	\$29,618.18	\$28,225.00	\$30,200.00	2.6%	\$29,793.41	\$28,460.00	\$30,400.00	2.3%
LME Zinc	\$2,825.16	\$2,711.00	\$2,926.50	-7.2%	\$2,867.57	\$2,763.00	\$2,951.50	-6.4%
LME Cobalt	\$23,880.91	\$21,490.00	\$24,300.00	-1.7%	\$23,900.00	\$21,550.00	\$24,300.00	-1.6%

* Percentage change in average price from previous month

Warehouse stock movements (tonnes) - Jan-25

Contract	Delivered In	Delivered Out	Net	Closing
LME Aluminium	7,825	55,275	47,450	587,200
LME Aluminium Alloy	-	-	-	1,600
LME NASAAC	-	-	-	220
LME Copper	5,950	22,175	16,225	255,125
LME Lead	22,125	43,700	21,575	220,625
LME Nickel	15,282	5,256	10,026	172,500
LME Tin	265	730	465	4,295
LME Zinc	1,500	56,325	54,825	179,275
LME Cobalt	-	2	2	126
Total	52,947	183,463	130,516	1,420,966

Monthly Warehouse Stock Movements



© The London Metal Exchange - An HKEX Company, 10 Finsbury Square, London EC2A 1AJ

The information contained within this presentation is for illustrative and educational purposes only and should not be relied upon in making any investment decision. The past performance of any commodity, derivative or other product referred to in the presentation cannot be relied upon as a guide to its future performance. Whilst every effort has been made to ensure the information is up-to-date and correct, the LME cannot guarantee that it is completely accurate and free from human error. The information is published "as is" without any warranty of any kind, express or implied, as to accuracy of the information and the LME shall not be liable for any losses or damage that may result from use of the presentation as a consequence of any inaccuracies in, or any omissions from, the information which it may contain. The information may not be reproduced, distributed or transmitted to any other person or incorporated in any way into another publication or other material.

Volumes - Jan-25

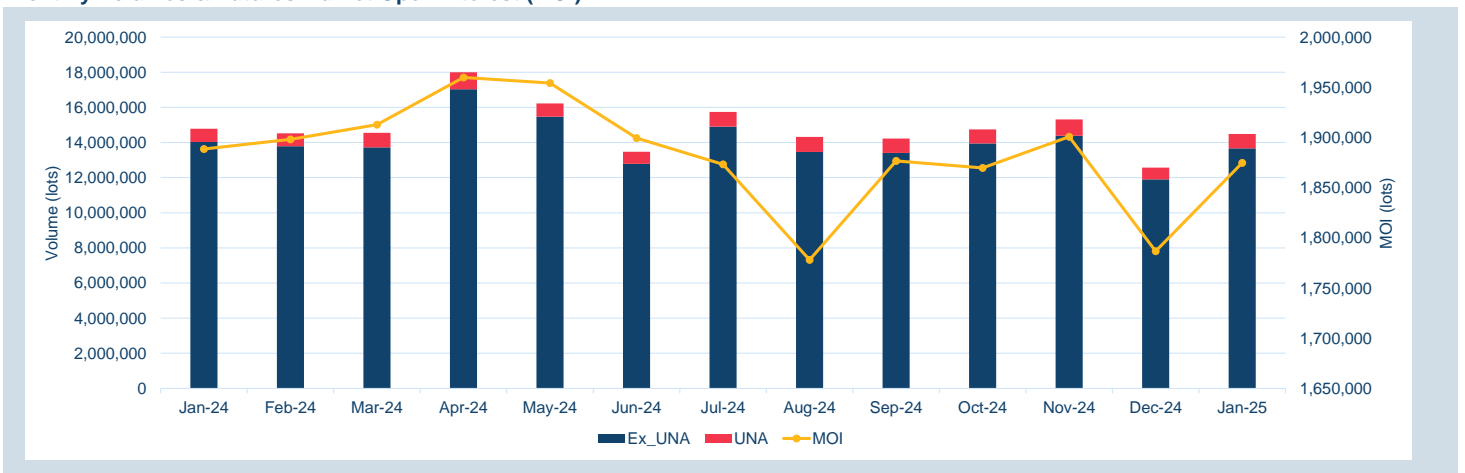
Contract	ADV (lots)	ADV Y/Y change % *	Volume Year to date (lots)	Tonnes Year to date (millions)	Futures Market Open Interest **
Non-ferrous metals (futures, traded options and TAPOs)					
LME Aluminium	254,240	-9.6%	5,593,274	140	773,435
LME Aluminium Alloy	0	-33.3%	2	0	1
LME NASAAC	-	-	-	-	-
LME Copper	144,942	-6.3%	3,188,716	80	349,813
LME Lead	67,771	-6.7%	1,490,957	37	172,735
LME Nickel	72,429	26.5%	1,593,441	10	253,206
LME Tin	6,564	10.1%	144,398	1	21,321
LME Zinc	108,422	14.8%	2,385,280	60	266,096
LME M A Futures***	270	78.4%	5,951	0	10,317
LMEminis	-	-	-	-	-
LME Premiums					
LME Aluminium Premium Duty paid US Midwest (Platts)	-	-	-	-	170
LME Aluminium Premium Duty Paid European (Fastmarkets MB)	54	-15.7%	1,180	0	2,880
LME Aluminium Premium Duty Unpaid European (Fastmarkets MB)	-	-	-	-	-
Minor Metals (futures)					
LME Cobalt	71	-	1,568	0	639
Ferrous (futures)					
LME Steel HRC FOB China (Argus)	578	311.7%	12,718	0	3,272
LME Steel HRC N. America (Platts)	-	-	-	-	-
LME Steel Scrap CFR Turkey (Platts)	3,190	-37.4%	70,172	1	20,260
LME Steel Scrap CFR India (Platts)	2	25.0%	45	0	31
LME Steel Rebar FOB Turkey (Platts)	100	-4.1%	2,198	0	528
LME Steel Scrap CFR Taiwan (Argus)	-	-100.0%	-	-	1
LME HRC NW Europe (Argus)	-	-	-	-	-
Precious (futures)					
LME Gold	-	-	-	-	-
Total	658,632	-2.0%	14,489,900	328	1,874,705
Total (excl. UNA)	621,369				

*Percentage year-on-year change between current month and corresponding month in the previous year.

**Last trading day of month

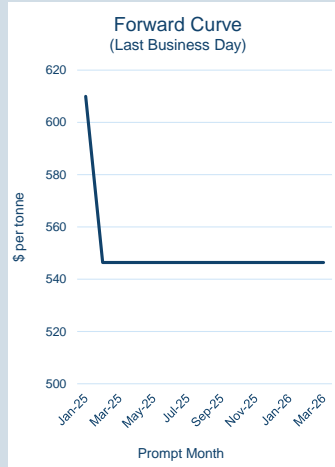
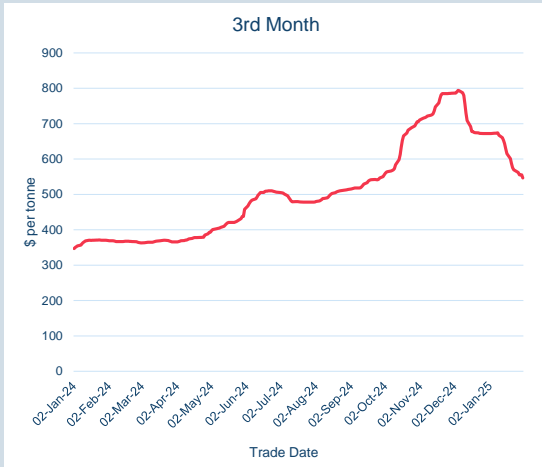
***LME Monthly Average Futures include contracts for aluminium, aluminium alloy, NASAAC, copper, nickel, lead, tin and zinc

Monthly Volumes & Futures Market Open Interest (MOI)



© The London Metal Exchange - An HKE X Company. 10 Finsbury Square, London EC2A 1AJ

The information contained within this presentation is for illustrative and educational purposes only and should not be relied upon in making any investment decision. The past performance of any commodity, derivative or other product referred to in the presentation cannot be relied upon as a guide to its future performance. Whilst every effort has been made to ensure the information is up-to-date and correct, the LME cannot guarantee that it is completely accurate and free from human error. The information is published "as is" without any warranty of any kind, express or implied, as to accuracy of the information and the LME shall not be liable for any losses or damage that may result from use of the presentation as a consequence of any inaccuracies in, or any omissions from, the information which it may contain. The information may not be reproduced, distributed or transmitted to any other person or incorporated in any way into another publication or other material.

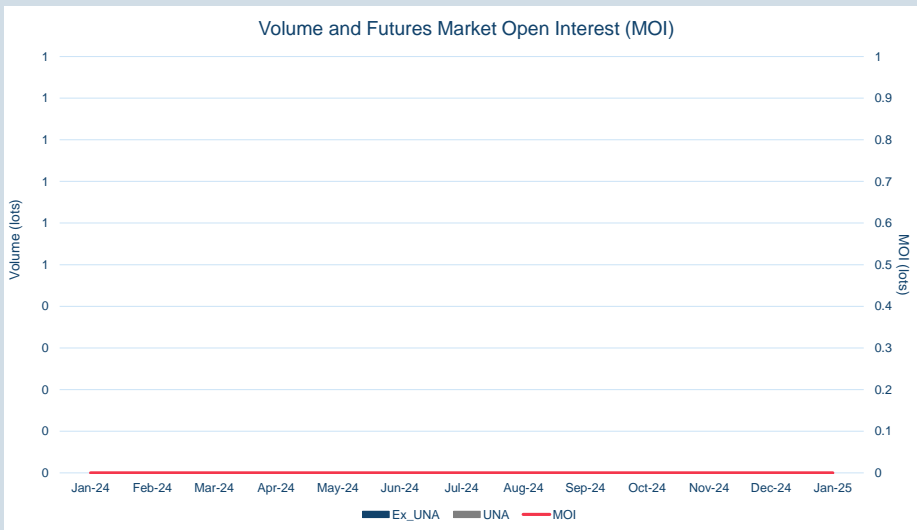


Front Month	
Average	\$634.01
Minimum	\$604.00
Maximum	\$675.64

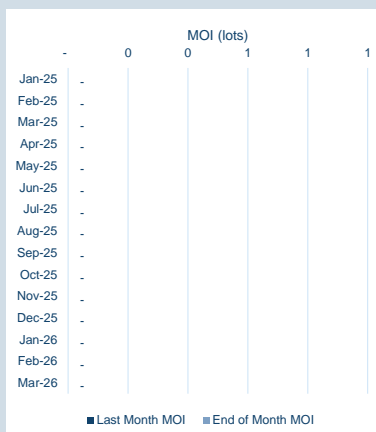
Volume (ex UNA) Jan-2025	
Lots	-

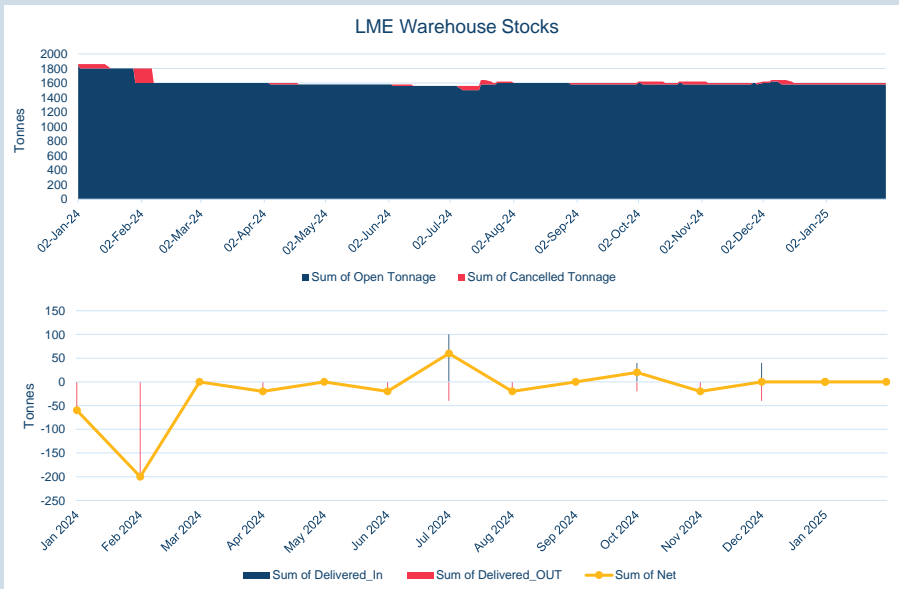
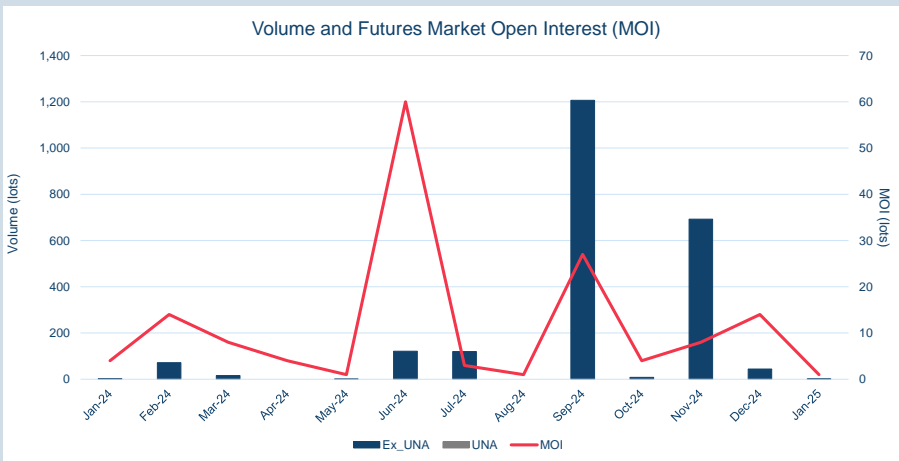
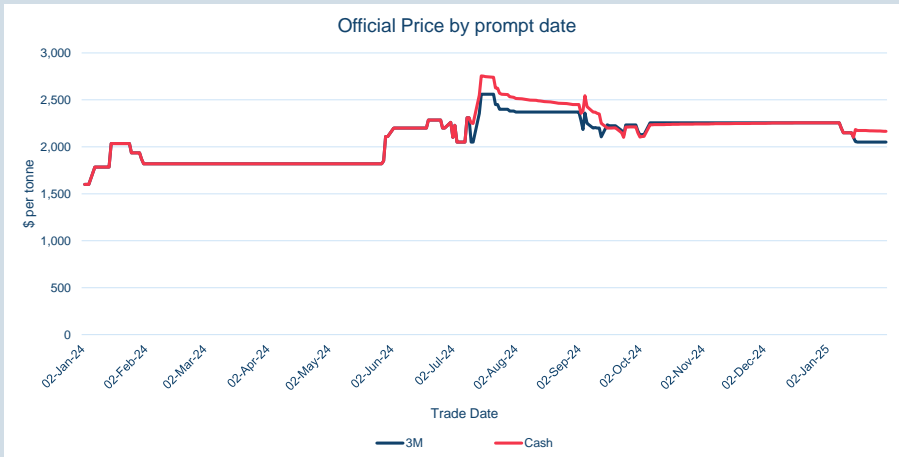
Volume (inc UNA) Jan-2025	
Lots	-
Tonnes	-

Volume Year To Date	
Lots	-
Tonnes	-



Prompt Month	End of Month - Daily Settlement	Volume (inc UNA)	End of Month - MOI
Jan-25	\$ 609.95	-	-
Feb-25	\$ 546.40	-	-
Mar-25	\$ 546.40	-	-
Apr-25	\$ 546.40	-	-
May-25	\$ 546.40	-	-
Jun-25	\$ 546.40	-	-
Jul-25	\$ 546.40	-	-
Aug-25	\$ 546.40	-	-
Sep-25	\$ 546.40	-	-
Oct-25	\$ 546.40	-	-
Nov-25	\$ 546.40	-	-
Dec-25	\$ 546.40	-	-
Jan-26	\$ 546.40	-	-
Feb-26	\$ 546.40	-	-
Mar-26	\$ 546.40	-	-





Cash	
Average	\$2,181.27
Minimum	\$2,100.00
Maximum	\$2,255.00

3M	
Average	\$2,110.23
Minimum	\$2,050.00
Maximum	\$2,255.00

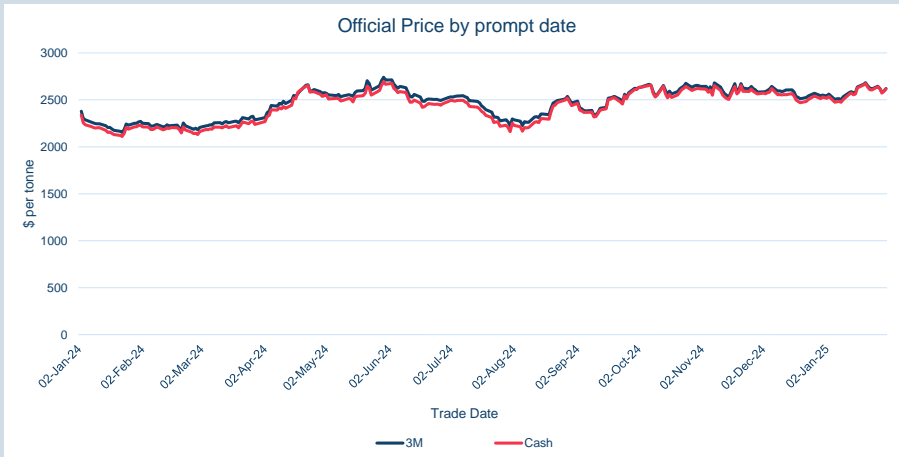
Volume (ex UNA) Jan-2025	
Lots	2

Volume (inc UNA) Jan-2025	
Lots	2
Tonnes	40

Volume Year To Date	
Lots	2
Tonnes	40

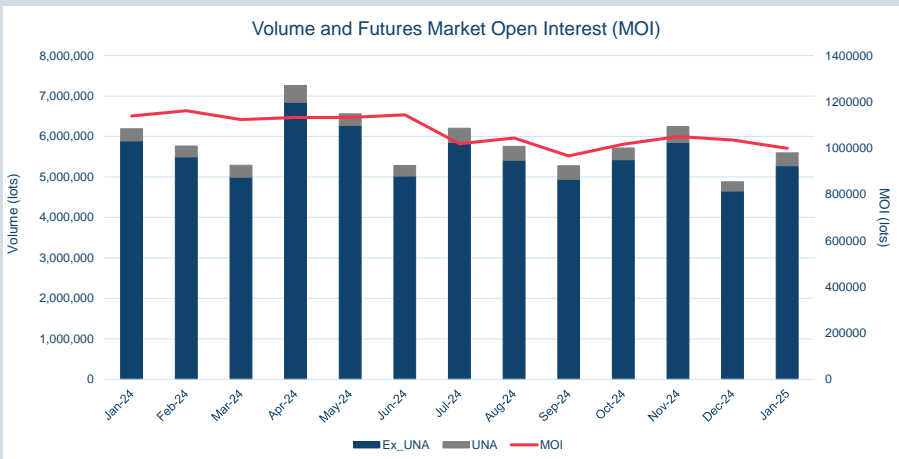
Warehouse Stock - Jan-25	
Delivered In	-
Delivered Out	-
Net	-

Warehouse Stock - Year to Date	
Delivered In	-
Delivered Out	-
Net	-



Cash	
Average	\$2,574.95
Minimum	\$2,474.00
Maximum	\$2,675.00

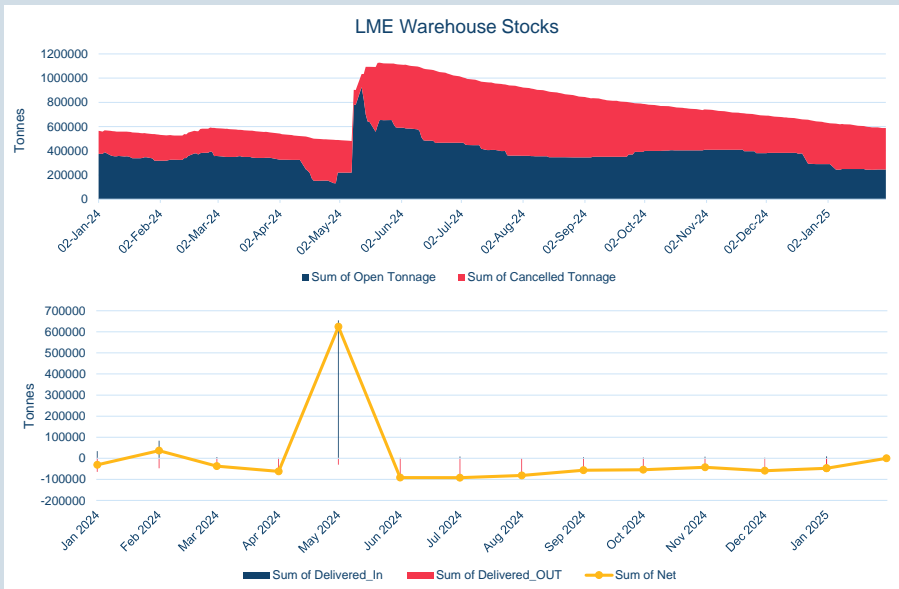
3M	
Average	\$2,590.16
Minimum	\$2,501.50
Maximum	\$2,682.50



Volume (ex UNA)	Jan-2025
Lots	5,273,884

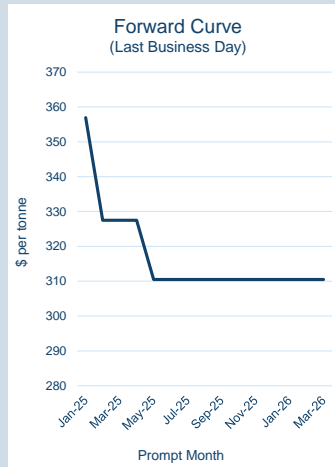
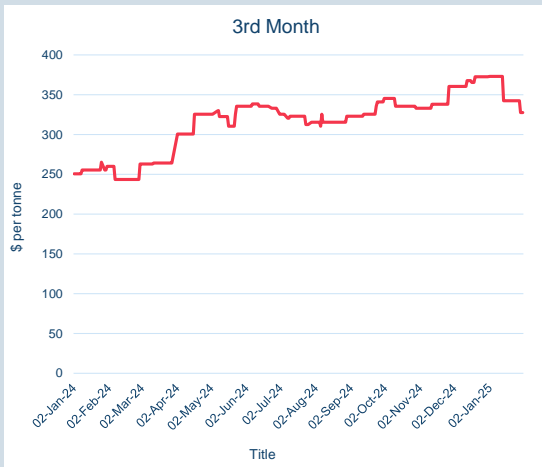
Volume (inc UNA)	Jan-2025
Lots	5,593,274
Tonnes	139,831,850

Volume	Year To Date
Lots	5,593,274
Tonnes	139,831,850



Warehouse Stock - Jan-25	
Delivered In	7,825
Delivered Out	- 55,275
Net	- 47,450

Warehouse Stock - Year to Date	
Delivered In	7,825
Delivered Out	- 55,275
Net	- 47,450

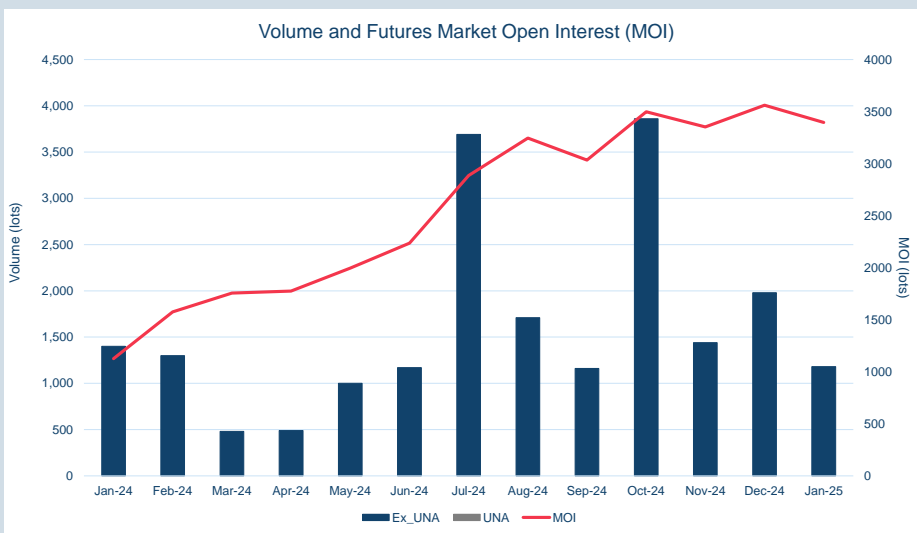


Front Month	
Average	\$360.55
Minimum	\$356.94
Maximum	\$370.25

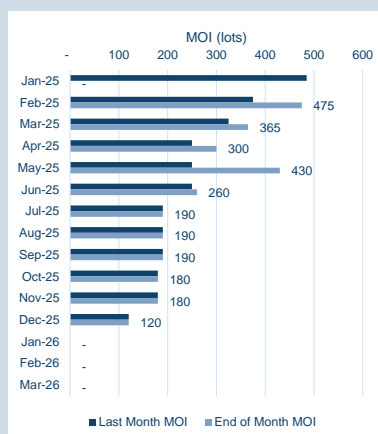
Volume (ex UNA)	Jan-2025
Lots	1,180

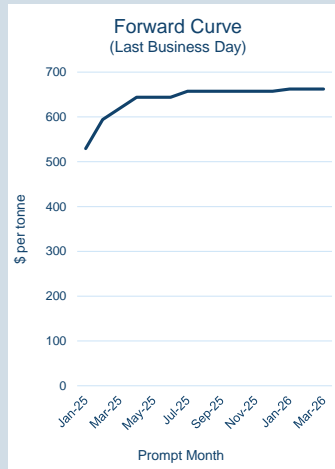
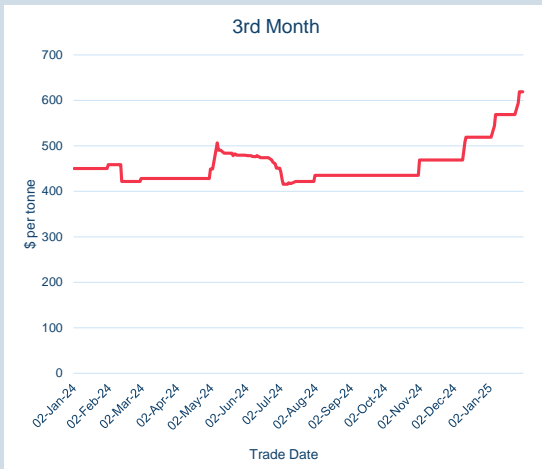
Volume (inc UNA)	Jan-2025
Lots	1,180
Tonnes	29,500

Volume	Year To Date
Lots	1,180
Tonnes	29,500



Prompt Month	End of Month - Daily Settlement	Volume (inc UNA)	End of Month - MOI
Jan-25	\$ 356.94	60	-
Feb-25	\$ 327.50	280	475
Mar-25	\$ 327.50	120	365
Apr-25	\$ 327.50	150	300
May-25	\$ 310.50	540	430
Jun-25	\$ 310.50	30	260
Jul-25	\$ 310.50	-	190
Aug-25	\$ 310.50	-	190
Sep-25	\$ 310.50	-	190
Oct-25	\$ 310.50	-	180
Nov-25	\$ 310.50	-	180
Dec-25	\$ 310.50	-	120
Jan-26	\$ 310.50	-	-
Feb-26	\$ 310.50	-	-
Mar-26	\$ 310.50	-	-



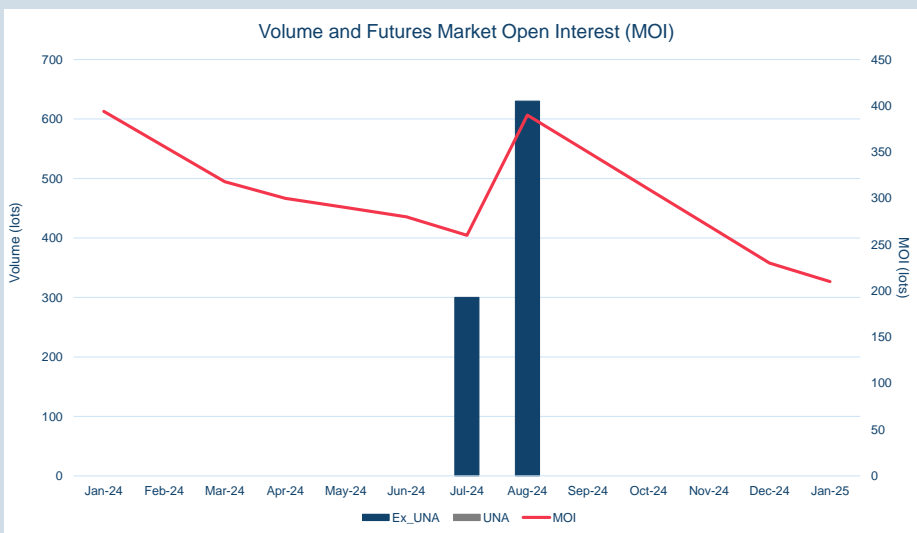


Front Month	
Average	\$525.55
Minimum	\$514.78
Maximum	\$529.36

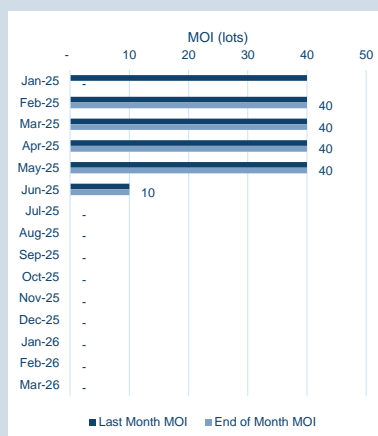
Volume (ex UNA) Jan-2025	
Lots	-

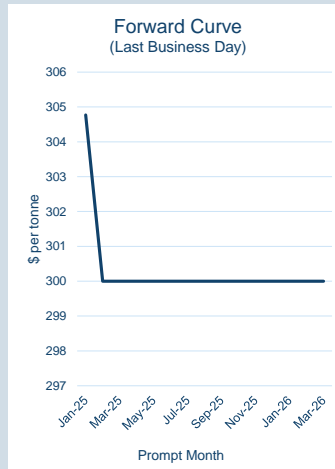
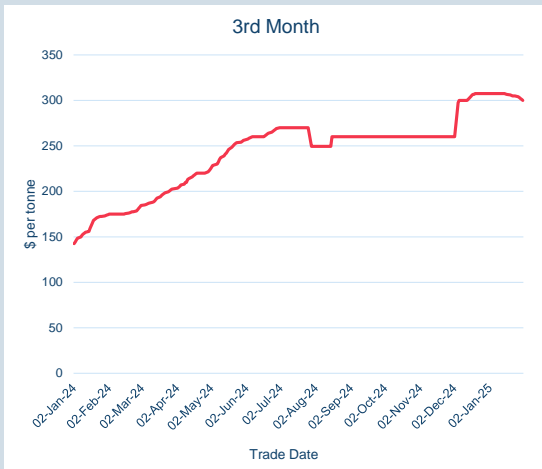
Volume (inc UNA) Jan-2025	
Lots	-
Tonnes	-

Volume Year To Date	
Lots	-
Tonnes	-



Prompt Month	End of Month - Daily Settlement	Volume (inc UNA)	End of Month - MOI
Jan-25	\$ 529.36	-	-
Feb-25	\$ 593.98	-	40
Mar-25	\$ 618.98	-	40
Apr-25	\$ 643.98	-	40
May-25	\$ 643.98	-	40
Jun-25	\$ 643.98	-	10
Jul-25	\$ 657.24	-	-
Aug-25	\$ 657.24	-	-
Sep-25	\$ 657.24	-	-
Oct-25	\$ 657.24	-	-
Nov-25	\$ 657.24	-	-
Dec-25	\$ 657.24	-	-
Jan-26	\$ 662.24	-	-
Feb-26	\$ 662.24	-	-
Mar-26	\$ 662.24	-	-



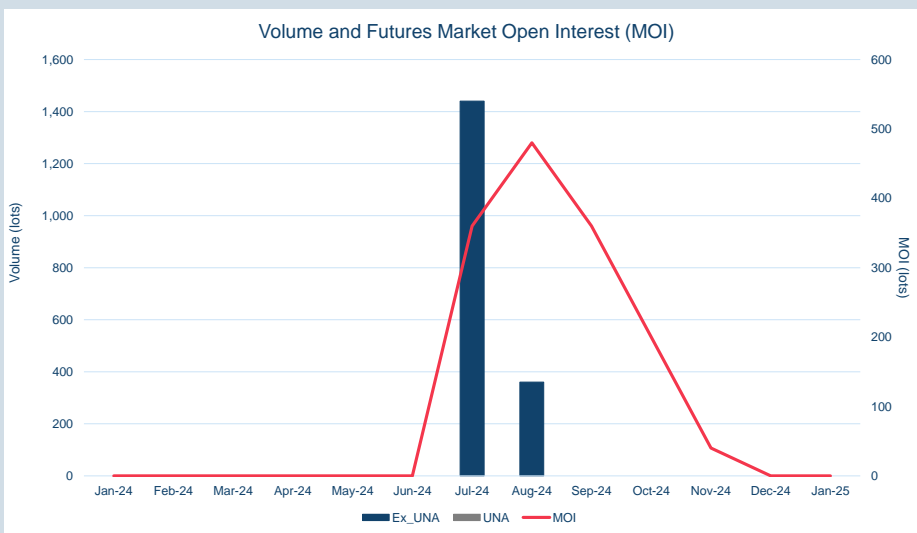


Front Month	
Average	\$306.49
Minimum	\$304.77
Maximum	\$307.50

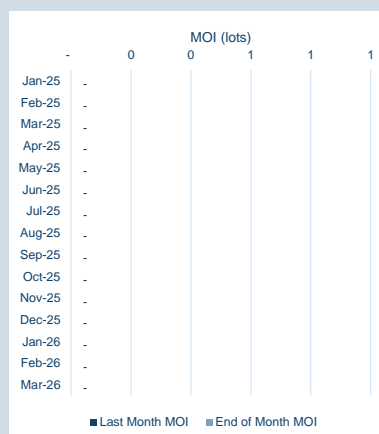
Volume (ex UNA) Jan-2025	
Lots	-

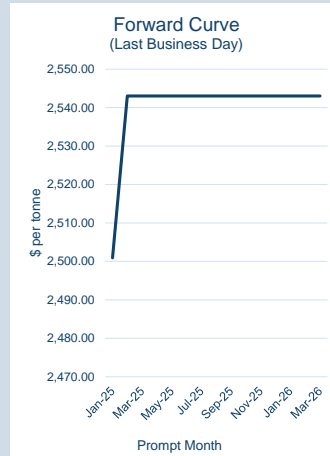
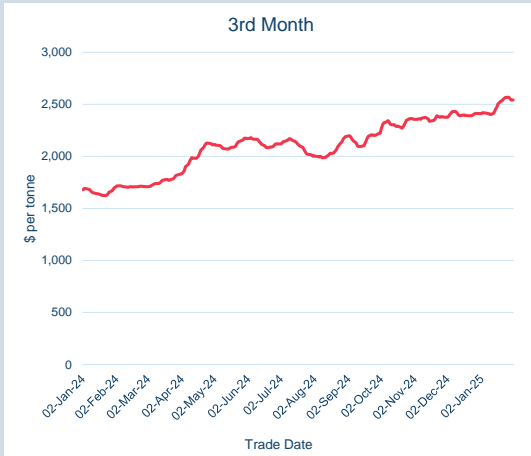
Volume (inc UNA) Jan-2025	
Lots	-
Tonnes	-

Volume Year To Date	
Lots	-
Tonnes	-



Prompt Month	End of Month - Daily Settlement	Volume (inc UNA)	End of Month - MOI
Jan-25	\$ 304.77	-	-
Feb-25	\$ 300.00	-	-
Mar-25	\$ 300.00	-	-
Apr-25	\$ 300.00	-	-
May-25	\$ 300.00	-	-
Jun-25	\$ 300.00	-	-
Jul-25	\$ 300.00	-	-
Aug-25	\$ 300.00	-	-
Sep-25	\$ 300.00	-	-
Oct-25	\$ 300.00	-	-
Nov-25	\$ 300.00	-	-
Dec-25	\$ 300.00	-	-
Jan-26	\$ 300.00	-	-
Feb-26	\$ 300.00	-	-
Mar-26	\$ 300.00	-	-



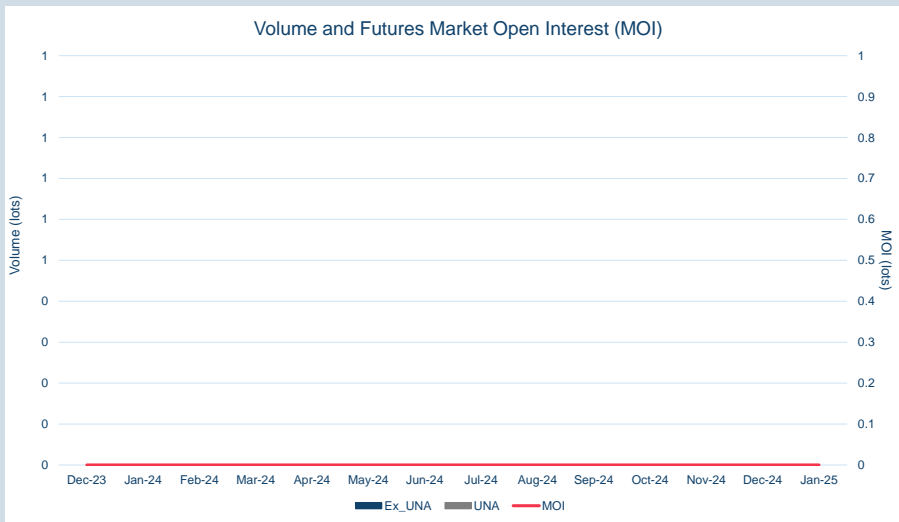


Front Month	
Average	\$2,470.25
Minimum	\$2,395.52
Maximum	\$2,532.56


Volume (ex UNA) Jan-2025	
Lots	-

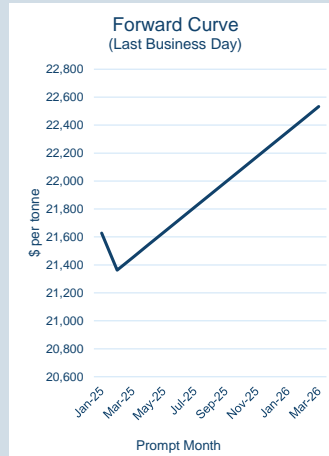
Volume (inc UNA) Jan-2025	
Lots	-
Tonnes	-

Volume Year To Date	
Lots	-
Tonnes	-



Prompt Month	End of Month - Daily Settlement	Volume (inc UNA)	End of Month - MOI
Jan-25	\$ 2,500.93	-	-
Feb-25	\$ 2,543.03	-	-
Mar-25	\$ 2,543.03	-	-
Apr-25	\$ 2,543.03	-	-
May-25	\$ 2,543.03	-	-
Jun-25	\$ 2,543.03	-	-
Jul-25	\$ 2,543.03	-	-
Aug-25	\$ 2,543.03	-	-
Sep-25	\$ 2,543.03	-	-
Oct-25	\$ 2,543.03	-	-
Nov-25	\$ 2,543.03	-	-
Dec-25	\$ 2,543.03	-	-
Jan-26	\$ 2,543.03	-	-
Feb-26	\$ 2,543.03	-	-
Mar-26	\$ 2,543.03	-	-



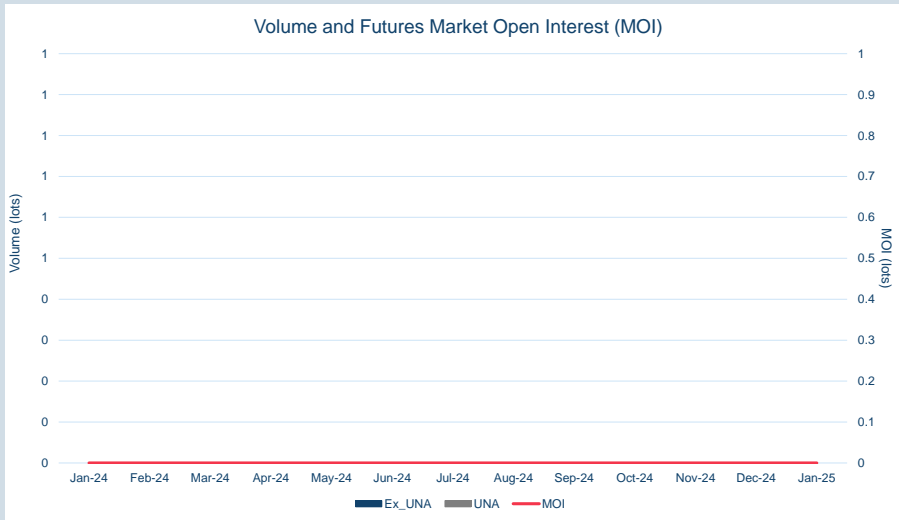


Front Month	
Average	\$21,759.35
Minimum	\$21,627.35
Maximum	\$22,046.23

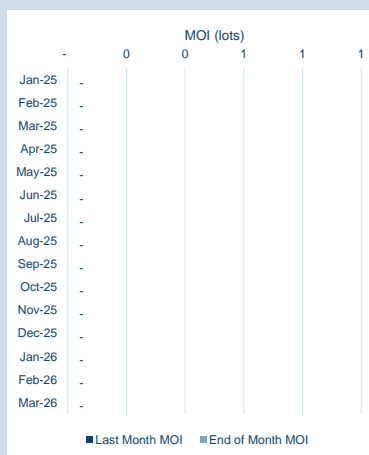
Volume (ex UNA) Jan-2025	
Lots	-

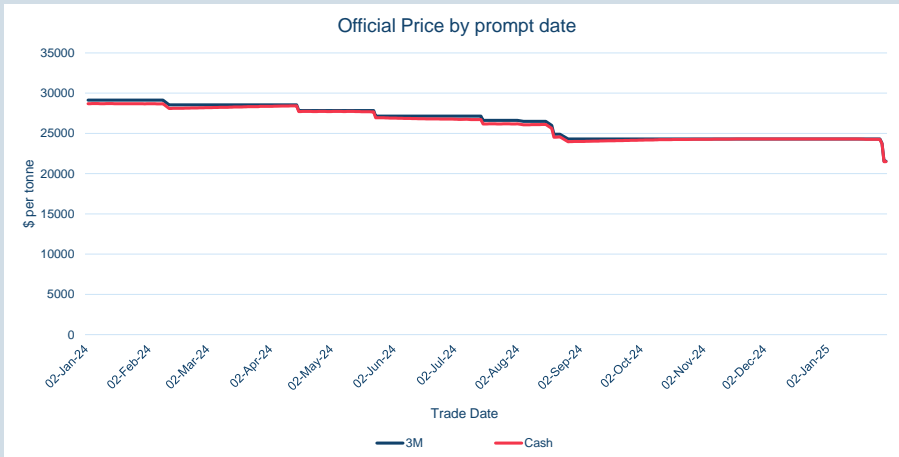
Volume (inc UNA) Jan-2025	
Lots	-
Tonnes	-

Volume Year To Date	
Lots	-
Tonnes	-



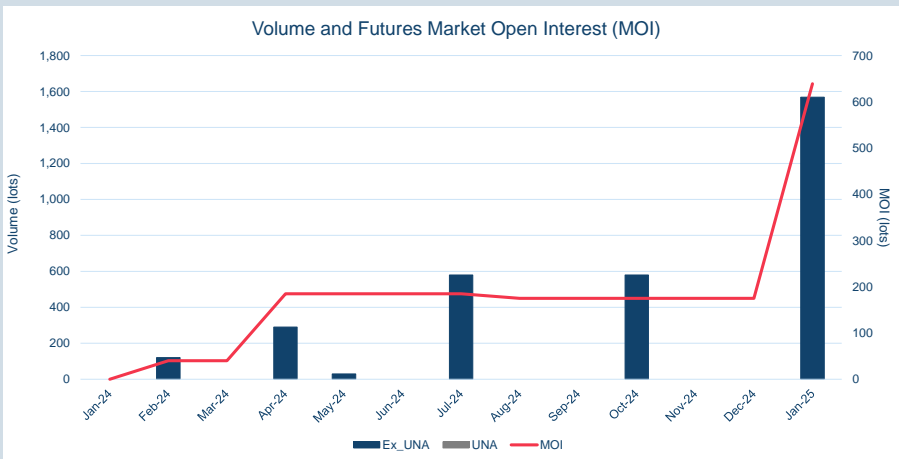
Prompt Month	End of Month - Daily Settlement	Volume (inc UNA)	End of Month - MOI
Jan-25	\$ 21,627.79	-	-
Feb-25	\$ 21,362.79	-	-
Mar-25	\$ 21,452.79	-	-
Apr-25	\$ 21,542.79	-	-
May-25	\$ 21,632.79	-	-
Jun-25	\$ 21,722.79	-	-
Jul-25	\$ 21,812.79	-	-
Aug-25	\$ 21,902.79	-	-
Sep-25	\$ 21,992.79	-	-
Oct-25	\$ 22,082.79	-	-
Nov-25	\$ 22,172.79	-	-
Dec-25	\$ 22,262.79	-	-
Jan-26	\$ 22,352.79	-	-
Feb-26	\$ 22,442.79	-	-
Mar-26	\$ 22,532.79	-	-





Cash	
Average	\$23,880.91
Minimum	\$21,490.00
Maximum	\$24,300.00

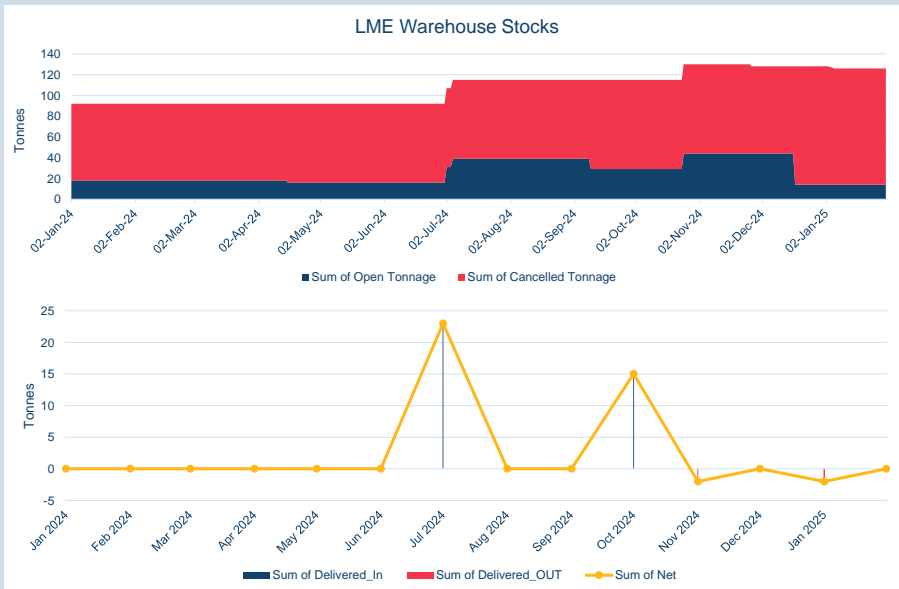
3M	
Average	\$23,900.00
Minimum	\$21,550.00
Maximum	\$24,300.00



Volume (ex UNA)	Jan-2025
Lots	1,568

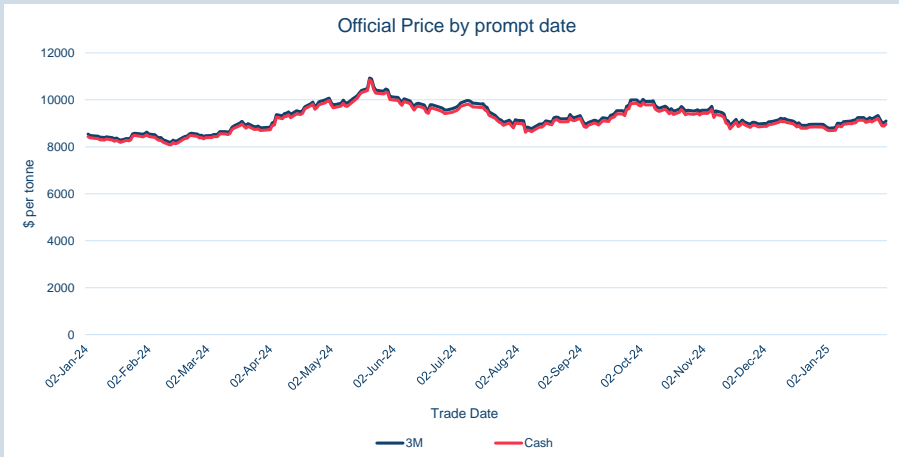
Volume (inc UNA)	Jan-2025
Lots	1,568
Tonnes	1,568

Volume	Year To Date
Lots	1,568
Tonnes	1,568



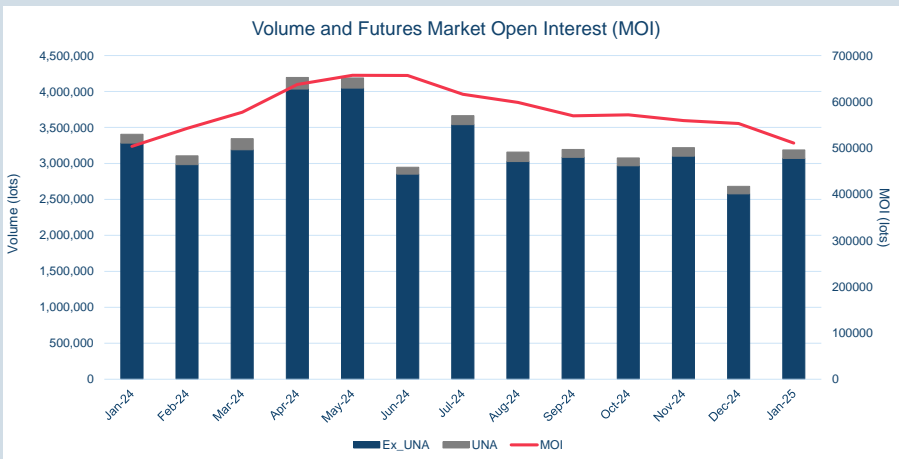
Warehouse Stock - Jan-25	
Delivered In	0
Delivered Out	-2
Net	-2

Warehouse Stock - Year to Date	
Delivered In	0
Delivered Out	-2
Net	-2



Cash	
Average	\$8,977.57
Minimum	\$8,685.50
Maximum	\$9,218.00

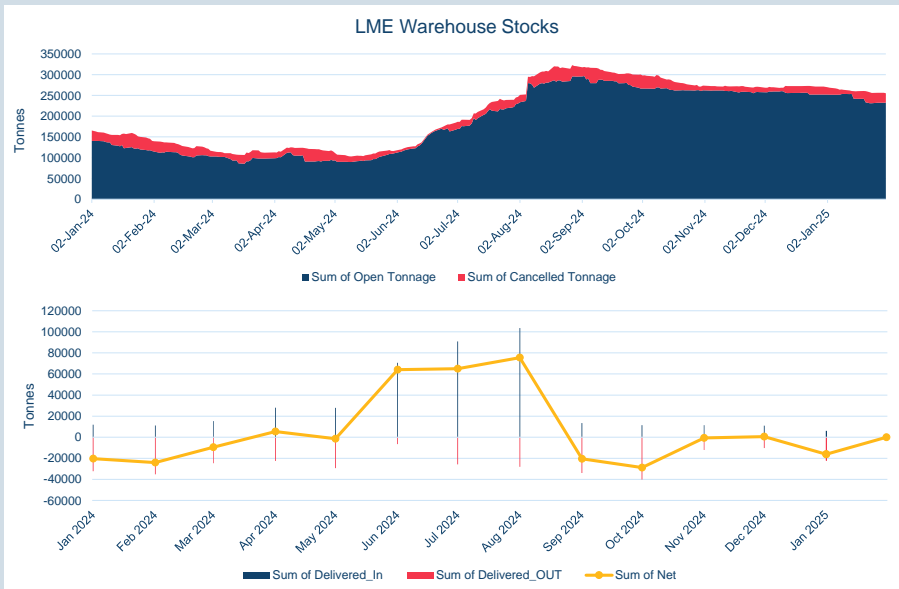
3M	
Average	\$9,094.02
Minimum	\$8,795.00
Maximum	\$9,334.00



Volume (ex UNA)	Jan-2025
Lots	3,069,242

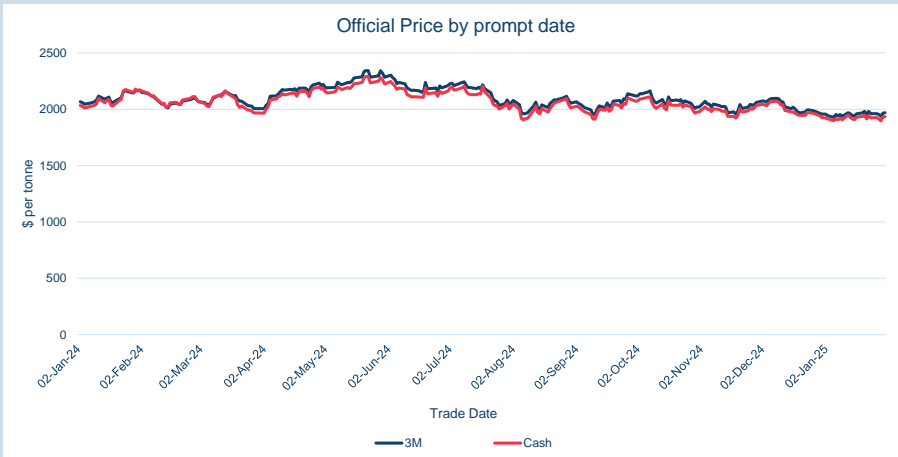
Volume (inc UNA)	Jan-2025
Lots	3,188,716
Tonnes	79,717,900

Volume	Year To Date
Lots	3,188,716
Tonnes	79,717,900



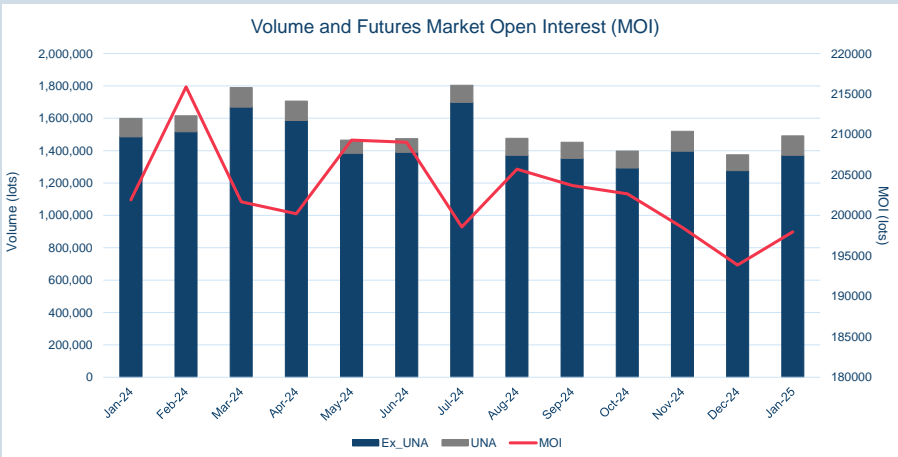
Warehouse Stock - Jan-25	
Delivered In	5,950
Delivered Out	-22,175
Net	-16,225

Warehouse Stock - Year to Date	
Delivered In	5,950
Delivered Out	-22,175
Net	-16,225



Cash	
Average	\$1,921.80
Minimum	\$1,897.00
Maximum	\$1,949.00

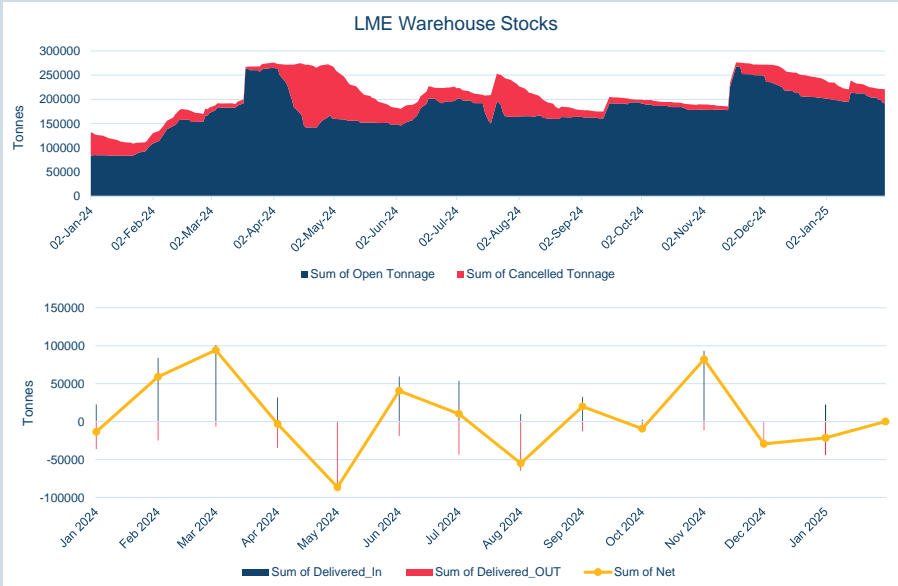
3M	
Average	\$1,955.23
Minimum	\$1,928.00
Maximum	\$1,982.00



Volume (ex UNA)	Jan-2025
Lots	1,371,802

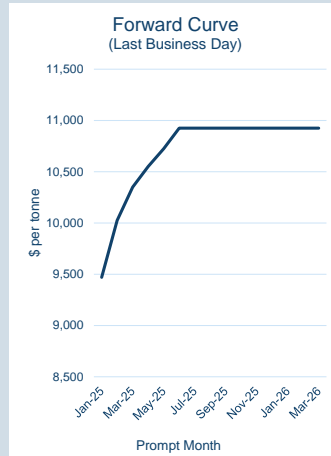
Volume (inc UNA)	Jan-2025
Lots	1,490,957
Tonnes	37,273,925

Volume	Year To Date
Lots	1,490,957
Tonnes	37,273,925



Warehouse Stock - Jan-25	
Delivered In	22,125
Delivered Out	-43,700
Net	-21,575

Warehouse Stock - Year to Date	
Delivered In	22,125
Delivered Out	-43,700
Net	-21,575

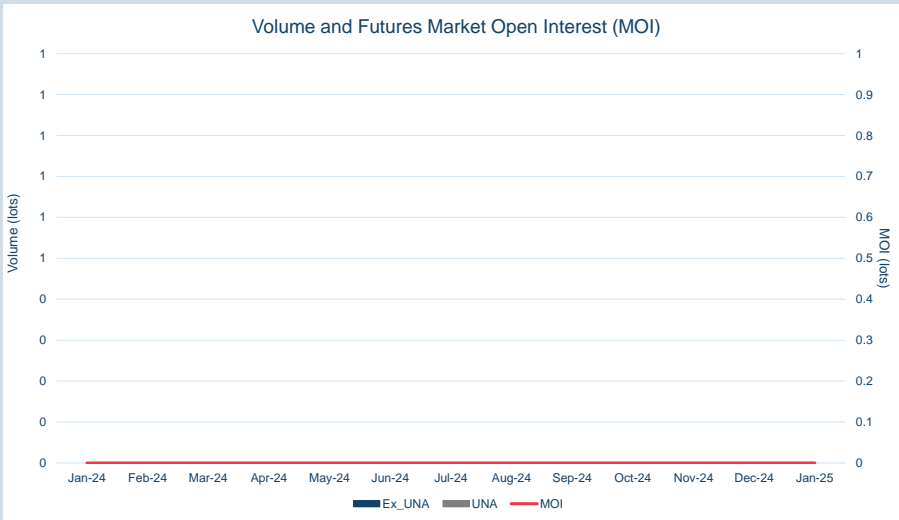


Front Month	
Average	\$9,461.03
Minimum	\$9,422.73
Maximum	\$9,500.00


Volume (ex UNA) Jan-2025	
Lots	-

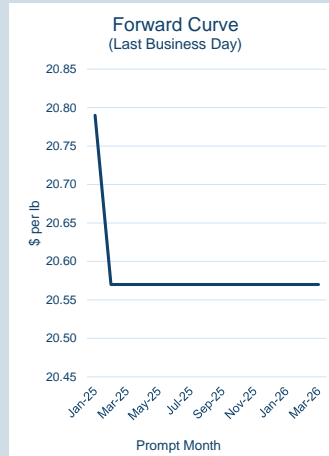
Volume (inc UNA) Jan-2025	
Lots	-
Tonnes	-

Volume Year To Date	
Lots	-
Tonnes	-



Prompt Month	End of Month - Daily Settlement	Volume (inc UNA)	End of Month - MOI
Jan-25	\$ 9,470.00	-	-
Feb-25	\$ 10,025.00	-	-
Mar-25	\$ 10,350.00	-	-
Apr-25	\$ 10,550.00	-	-
May-25	\$ 10,725.00	-	-
Jun-25	\$ 10,925.00	-	-
Jul-25	\$ 10,925.00	-	-
Aug-25	\$ 10,925.00	-	-
Sep-25	\$ 10,925.00	-	-
Oct-25	\$ 10,925.00	-	-
Nov-25	\$ 10,925.00	-	-
Dec-25	\$ 10,925.00	-	-
Jan-26	\$ 10,925.00	-	-
Feb-26	\$ 10,925.00	-	-
Mar-26	\$ 10,925.00	-	-



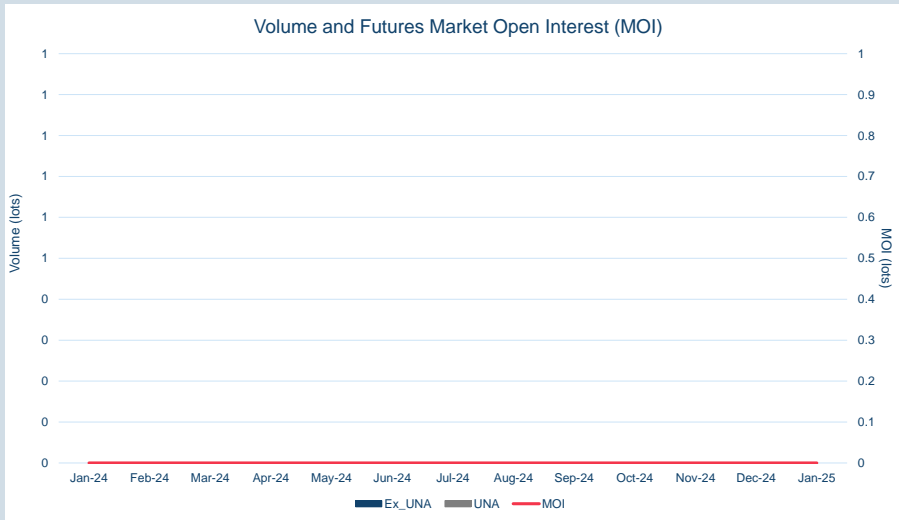


Front Month	
Average	\$20.94
Minimum	\$20.71
Maximum	\$21.14


Volume (ex UNA) Jan-2025	
Lots	-

Volume (inc UNA) Jan-2025	
Lots	-
Tonnes	-

Volume Year To Date	
Lots	-
Tonnes	-



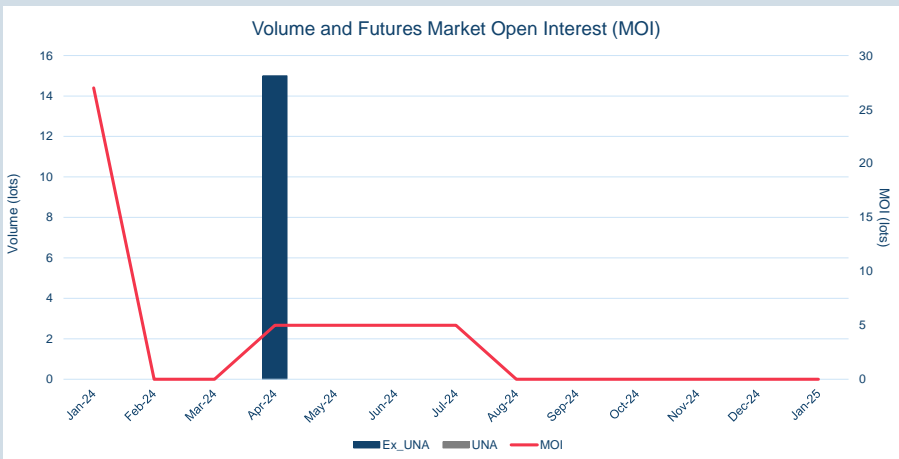
Prompt Month	End of Month - Daily Settlement	Volume (inc UNA)	End of Month - MOI
Jan-25	\$ 20.79	-	-
Feb-25	\$ 20.57	-	-
Mar-25	\$ 20.57	-	-
Apr-25	\$ 20.57	-	-
May-25	\$ 20.57	-	-
Jun-25	\$ 20.57	-	-
Jul-25	\$ 20.57	-	-
Aug-25	\$ 20.57	-	-
Sep-25	\$ 20.57	-	-
Oct-25	\$ 20.57	-	-
Nov-25	\$ 20.57	-	-
Dec-25	\$ 20.57	-	-
Jan-26	\$ 20.57	-	-
Feb-26	\$ 20.57	-	-
Mar-26	\$ 20.57	-	-





Cash	
Average	\$2,400.00
Minimum	\$2,400.00
Maximum	\$2,400.00

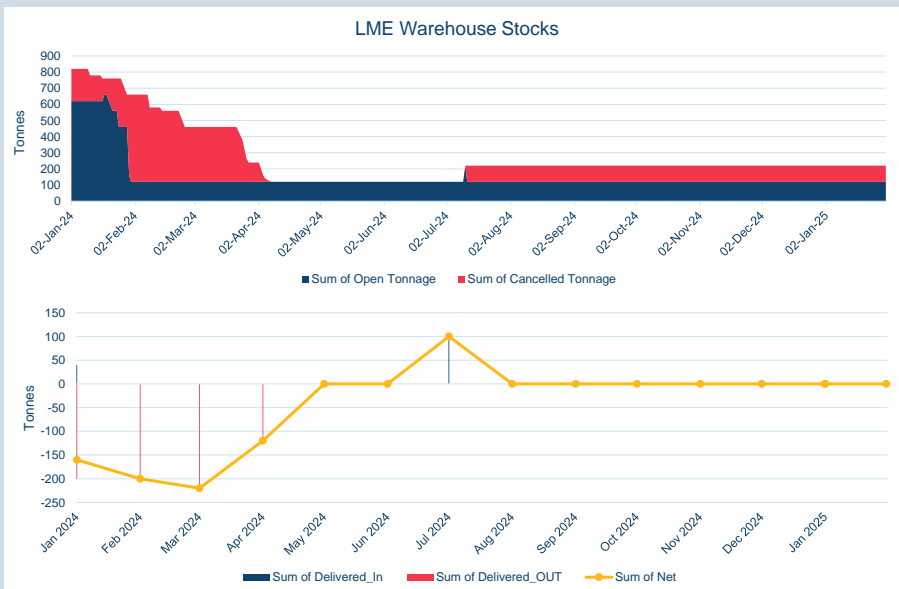
3M	
Average	\$2,400.00
Minimum	\$2,400.00
Maximum	\$2,400.00



Volume (ex UNA)	Jan-2025
Lots	-

Volume (inc UNA)	Jan-2025
Lots	-
Tonnes	-

Volume	Year To Date
Lots	-
Tonnes	-



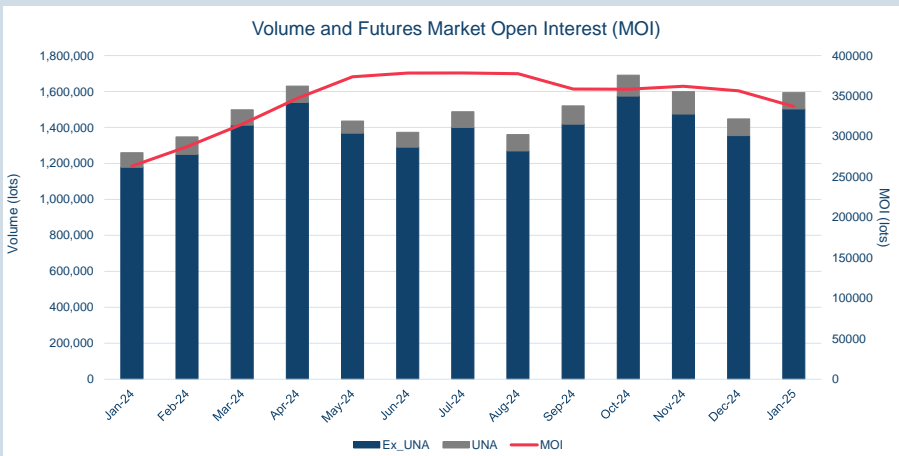
Warehouse Stock - Jan-25	
Delivered In	0
Delivered Out	0
Net	0

Warehouse Stock - Year to Date	
Delivered In	0
Delivered Out	0
Net	0



Cash	
Average	\$15,378.64
Minimum	\$14,770.00
Maximum	\$15,850.00

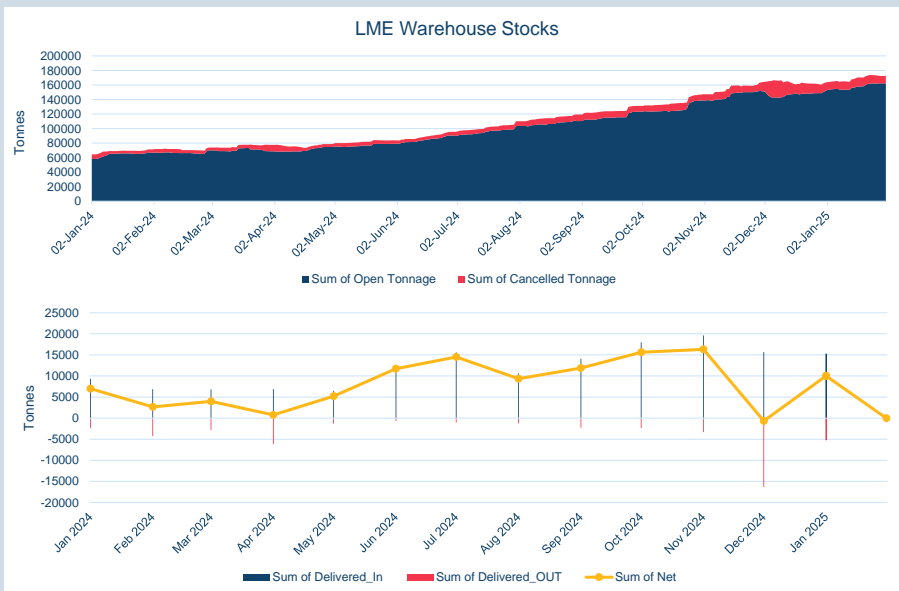
3M	
Average	\$15,604.77
Minimum	\$14,995.00
Maximum	\$16,100.00



Volume (ex UNA) Jan-2025	
Lots	1,502,938

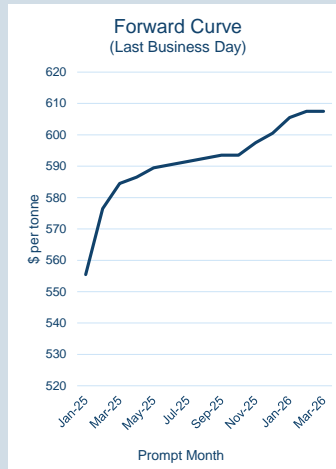
Volume (inc UNA) Jan-2025	
Lots	1,593,441
Tonnes	9,560,646

Volume Year To Date	
Lots	1,593,441
Tonnes	9,560,646



Warehouse Stock - Jan-25	
Delivered In	15,282
Delivered Out	-5,256
Net	10,026

Warehouse Stock - Year to Date	
Delivered In	15,282
Delivered Out	-5,256
Net	10,026

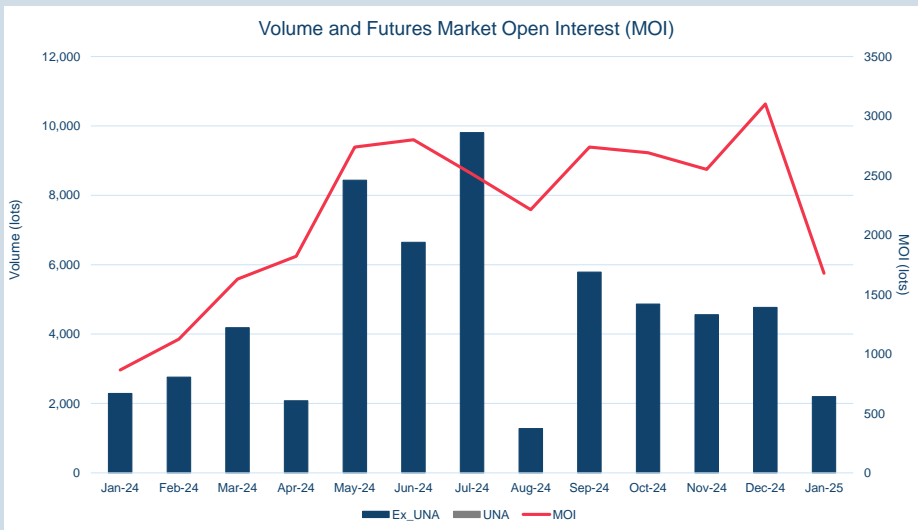


Front Month	
Average	\$560.04
Minimum	\$555.45
Maximum	\$574.00

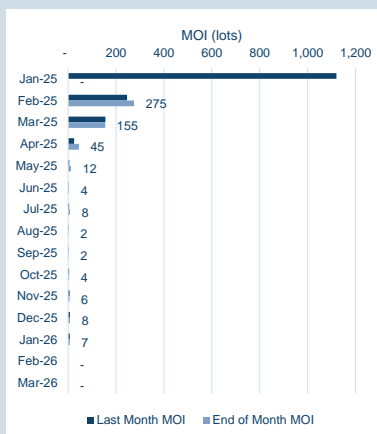
Volume (ex UNA) Jan-2025	
Lots	2,198

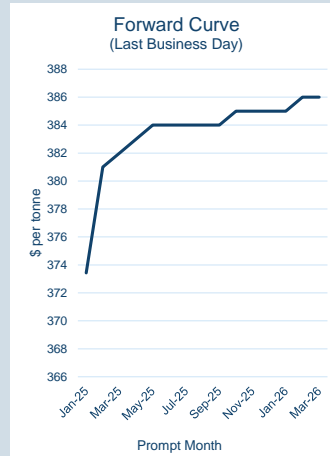
Volume (inc UNA) Jan-2025	
Lots	2,198
Tonnes	21,980

Volume Year To Date	
Lots	2,198
Tonnes	21,980



Prompt Month	End of Month - Daily Settlement	Volume (inc UNA)	End of Month - MOI
Jan-25	\$ 555.45	106	-
Feb-25	\$ 576.50	1,798	275
Mar-25	\$ 584.50	199	155
Apr-25	\$ 586.50	49	45
May-25	\$ 589.50	26	12
Jun-25	\$ 590.50	10	4
Jul-25	\$ 591.50	10	8
Aug-25	\$ 592.50	-	2
Sep-25	\$ 593.50	-	2
Oct-25	\$ 593.50	-	4
Nov-25	\$ 597.50	-	6
Dec-25	\$ 600.50	-	8
Jan-26	\$ 605.50	-	7
Feb-26	\$ 607.50	-	-
Mar-26	\$ 607.50	-	-



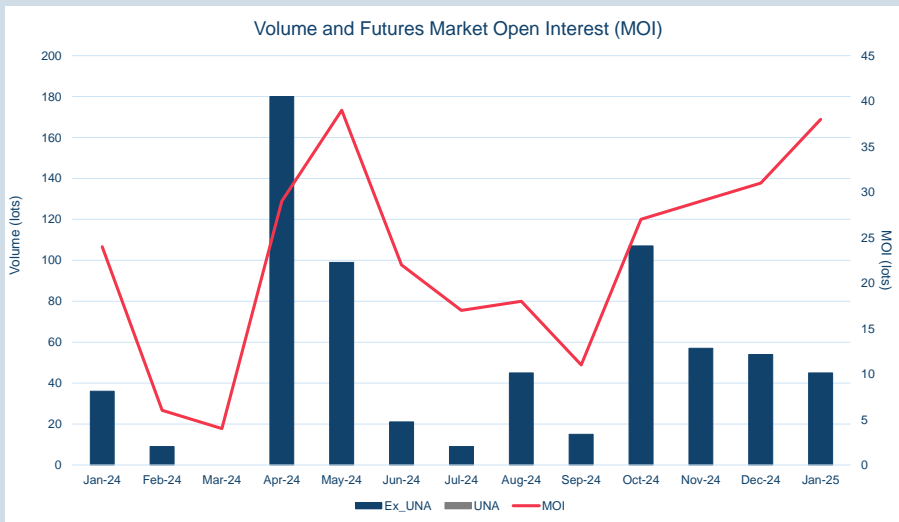


Front Month	
Average	\$382.18
Minimum	\$373.43
Maximum	\$387.00

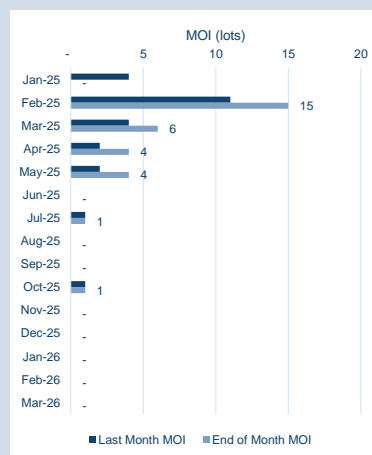
Volume (ex UNA) Jan-2025	
Lots	45

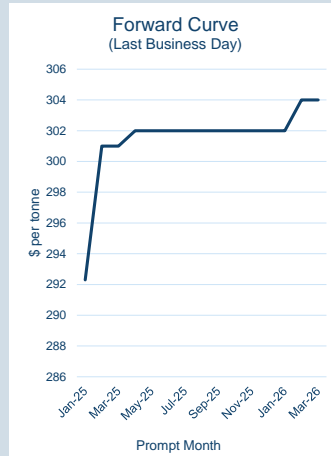
Volume (inc UNA) Jan-2025	
Lots	45
Tonnes	450

Volume Year To Date	
Lots	45
Tonnes	450



Prompt Month	End of Month - Daily Settlement	Volume (inc UNA)	End of Month - MOI
Jan-25	\$ 373.43	9	-
Feb-25	\$ 381.00	15	15
Mar-25	\$ 382.00	6	6
Apr-25	\$ 383.00	6	4
May-25	\$ 384.00	9	4
Jun-25	\$ 384.00	-	-
Jul-25	\$ 384.00	-	1
Aug-25	\$ 384.00	-	-
Sep-25	\$ 384.00	-	-
Oct-25	\$ 385.00	-	1
Nov-25	\$ 385.00	-	-
Dec-25	\$ 385.00	-	-
Jan-26	\$ 385.00	-	-
Feb-26	\$ 386.00	-	-
Mar-26	\$ 386.00	-	-



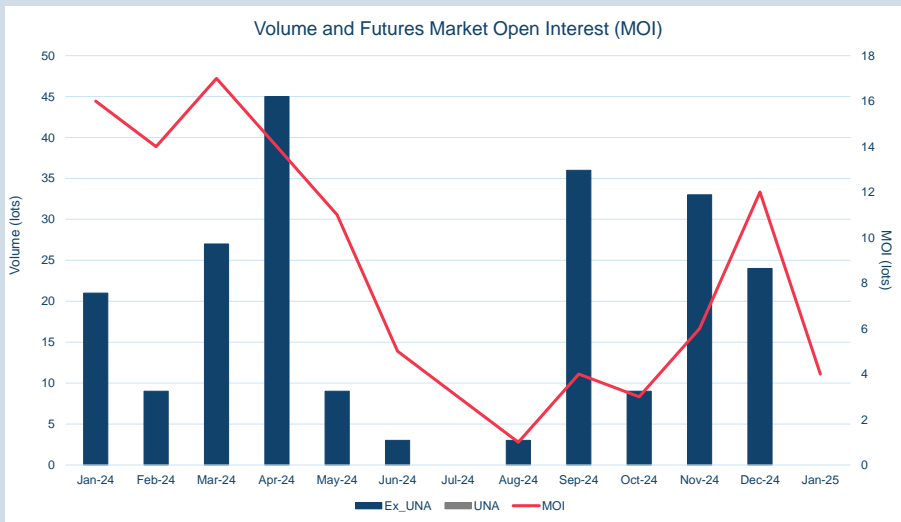


Front Month	
Average	\$295.70
Minimum	\$292.30
Maximum	\$296.00

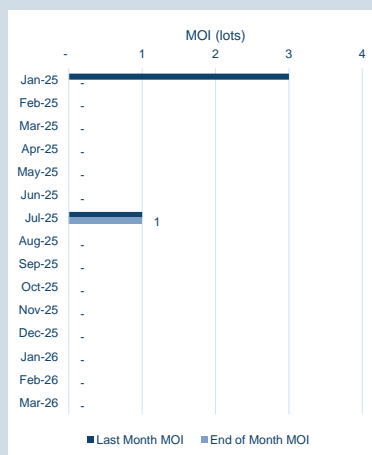
Volume (ex UNA) Jan-2025	
Lots	-

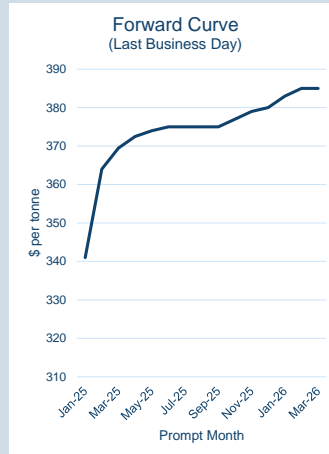
Volume (inc UNA) Jan-2025	
Lots	-
Tonnes	-

Volume Year To Date	
Lots	-
Tonnes	-



Prompt Month	End of Month - Daily Settlement	Volume (inc UNA)	End of Month - MOI
Jan-25	\$ 292.30	-	-
Feb-25	\$ 301.00	-	-
Mar-25	\$ 301.00	-	-
Apr-25	\$ 302.00	-	-
May-25	\$ 302.00	-	-
Jun-25	\$ 302.00	-	-
Jul-25	\$ 302.00	-	1
Aug-25	\$ 302.00	-	-
Sep-25	\$ 302.00	-	-
Oct-25	\$ 302.00	-	-
Nov-25	\$ 302.00	-	-
Dec-25	\$ 302.00	-	-
Jan-26	\$ 302.00	-	-
Feb-26	\$ 304.00	-	-
Mar-26	\$ 304.00	-	-



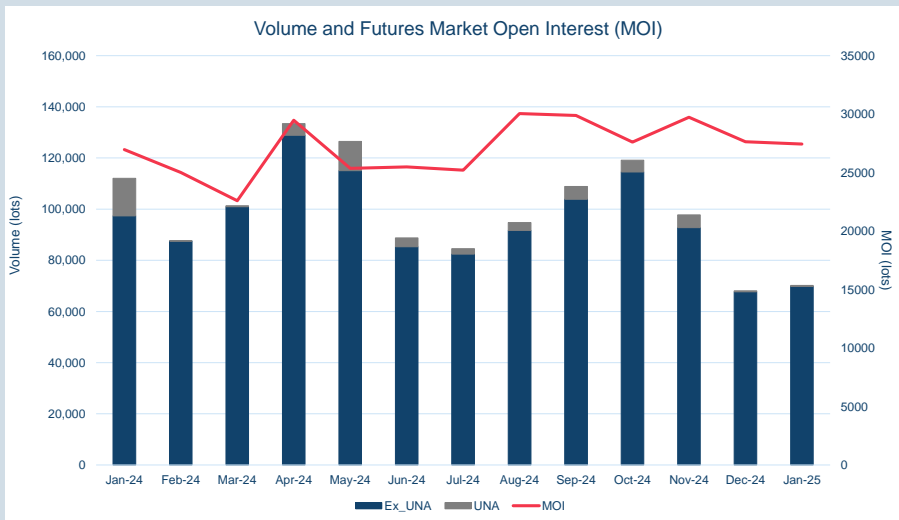


Front Month	
Average	\$343.00
Minimum	\$340.00
Maximum	\$347.50

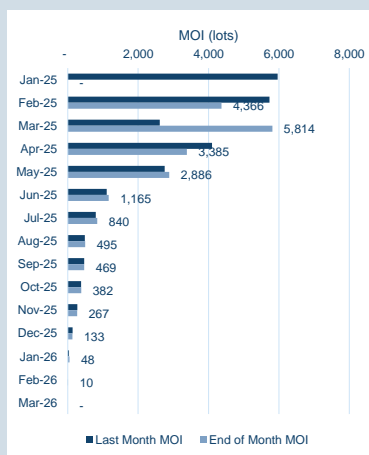
Volume (ex UNA) Jan-2025	
Lots	69,772

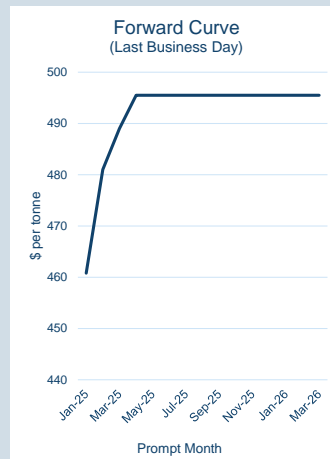
Volume (inc UNA) Jan-2025	
Lots	70,172
Tonnes	701,720

Volume Year To Date	
Lots	70,172
Tonnes	701,720



Prompt Month	End of Month - Daily Settlement	Volume (inc UNA)	End of Month - MOI
Jan-25	\$ 341.00	2,571	-
Feb-25	\$ 364.00	27,436	4,366
Mar-25	\$ 369.50	25,210	5,814
Apr-25	\$ 372.50	12,802	3,385
May-25	\$ 374.00	1,277	2,886
Jun-25	\$ 375.00	227	1,165
Jul-25	\$ 375.00	207	840
Aug-25	\$ 375.00	68	495
Sep-25	\$ 375.00	145	469
Oct-25	\$ 377.00	85	382
Nov-25	\$ 379.00	21	267
Dec-25	\$ 380.00	47	133
Jan-26	\$ 383.00	40	48
Feb-26	\$ 385.00	36	10
Mar-26	\$ 385.00	-	-



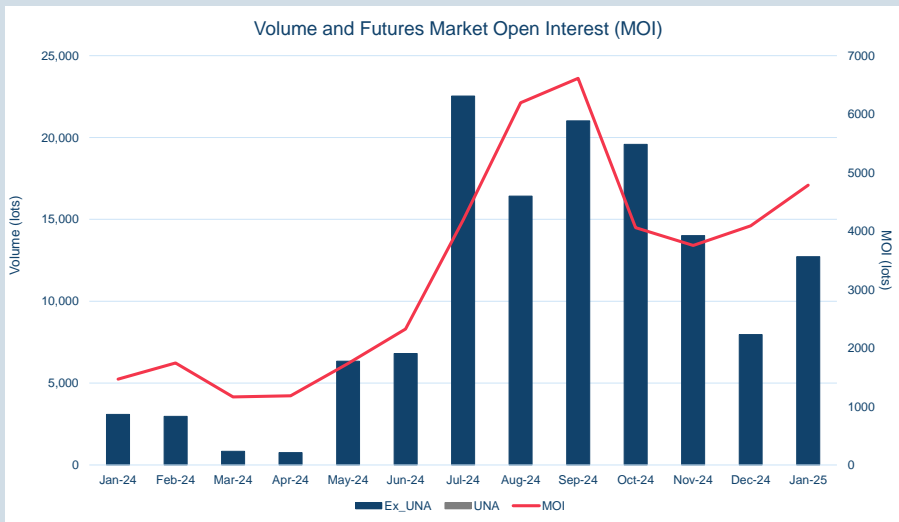


Front Month	
Average	\$463.60
Minimum	\$453.00
Maximum	\$472.00

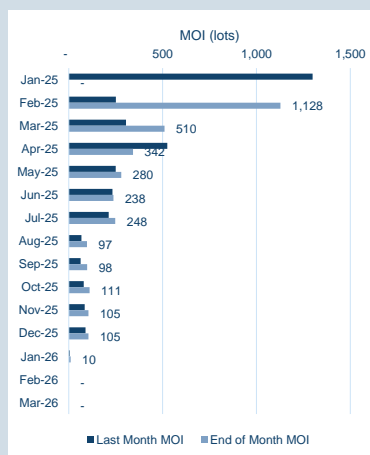
Volume (ex UNA) Jan-2025	
Lots	12,718

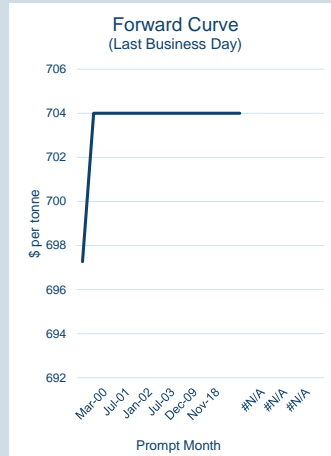
Volume (inc UNA) Jan-2025	
Lots	12,718
Tonnes	127,180

Volume Year To Date	
Lots	12,718
Tonnes	127,180



Prompt Month	End of Month - Daily Settlement	Volume (inc UNA)	End of Month - MOI
Jan-25	\$ 460.80	1,135	-
Feb-25	\$ 481.00	5,869	1,128
Mar-25	\$ 489.00	3,246	510
Apr-25	\$ 495.50	1,782	342
May-25	\$ 495.50	138	280
Jun-25	\$ 495.50	92	238
Jul-25	\$ 495.50	70	248
Aug-25	\$ 495.50	96	97
Sep-25	\$ 495.50	70	98
Oct-25	\$ 495.50	70	111
Nov-25	\$ 495.50	70	105
Dec-25	\$ 495.50	70	105
Jan-26	\$ 495.50	10	10
Feb-26	\$ 495.50	-	-
Mar-26	\$ 495.50	-	-



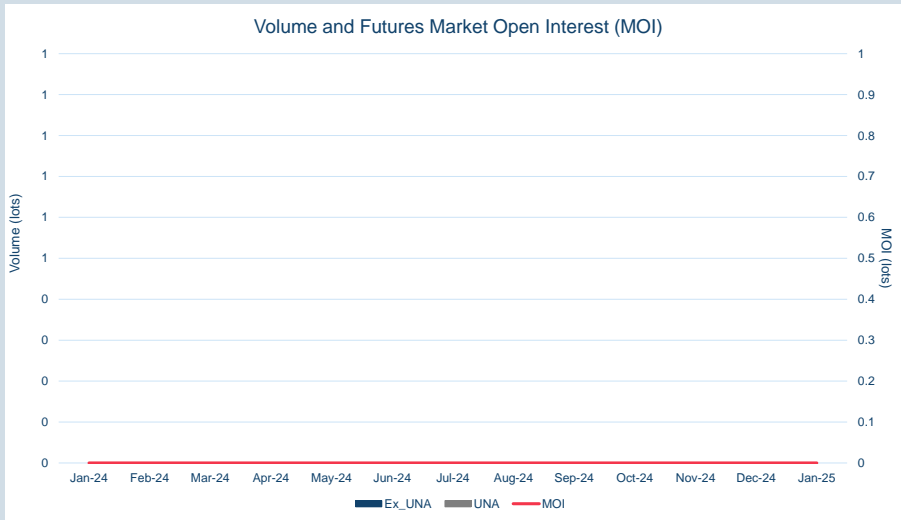


Front Month	
Average	\$693.80
Minimum	\$690.00
Maximum	\$698.18


Volume (ex UNA) Jan-2025	
Lots	-

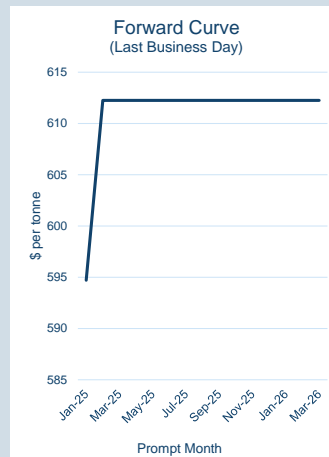
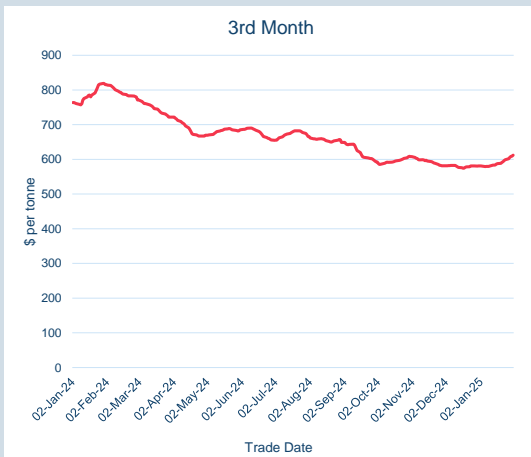
Volume (inc UNA) Jan-2025	
Lots	-
Tonnes	-

Volume Year To Date	
Lots	-
Tonnes	-



Prompt Month	End of Month - Daily Settlement	Volume (inc UNA)	End of Month - MOI
Jan-00	\$ 697.27	-	-
Jan-00	\$ 704.00	-	-
Mar-00	\$ 704.00	-	-
Dec-00	\$ 704.00	-	-
Jul-01	\$ 704.00	-	-
Nov-01	\$ 704.00	-	-
Jan-02	\$ 704.00	-	-
Feb-02	\$ 704.00	-	-
Jul-03	\$ 704.00	-	-
Aug-04	\$ 704.00	-	-
Dec-09	\$ 704.00	-	-
Apr-11	\$ 704.00	-	-
Nov-18	\$ 704.00	-	-
Mar-17	\$ 704.00	-	-
Jan-00	\$ 704.00	-	-



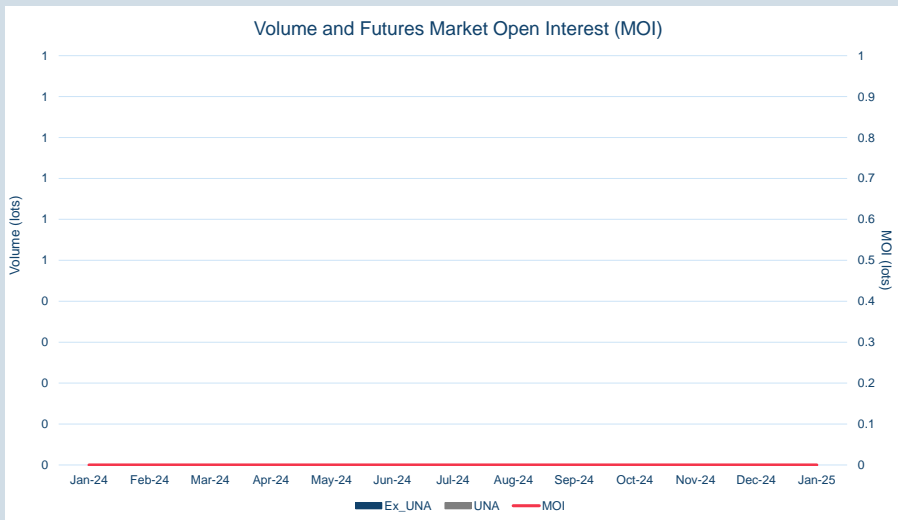


Front Month	
Average	\$586.92
Minimum	\$575.00
Maximum	\$594.73


Volume (ex UNA) Jan-2025	
Lots	-

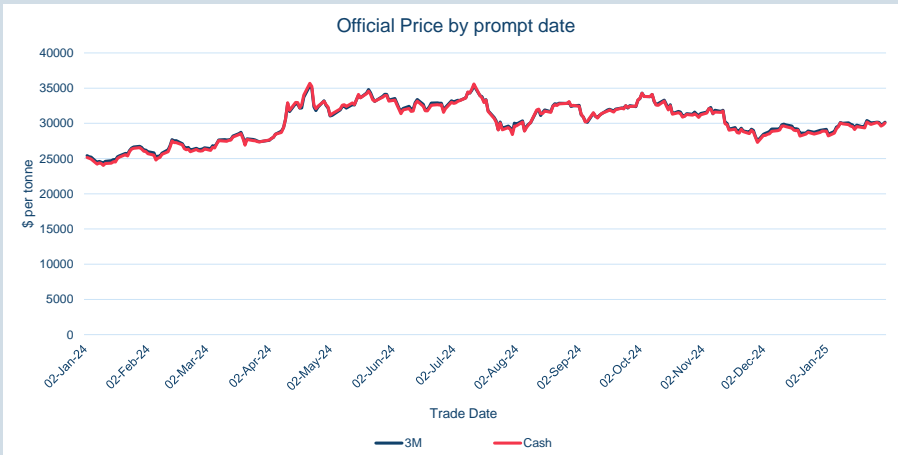
Volume (inc UNA) Jan-2025	
Lots	-
Tonnes	-

Volume Year To Date	
Lots	-
Tonnes	-



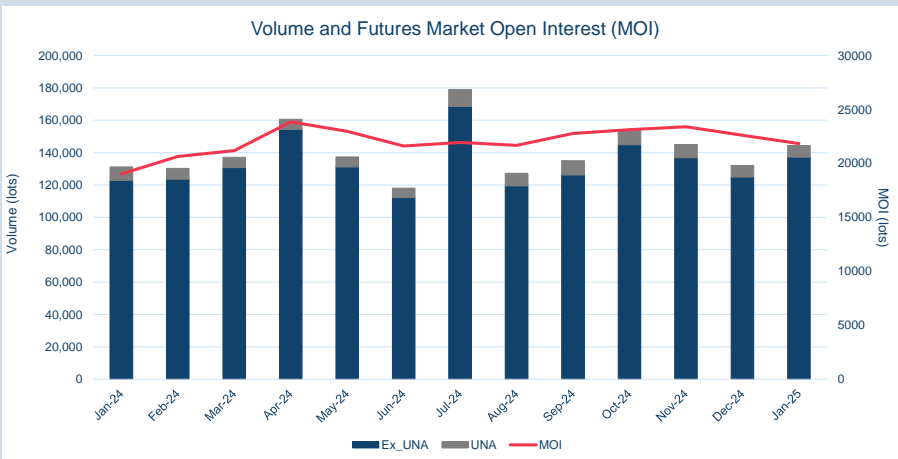
Prompt Month	End of Month - Daily Settlement	Volume (inc UNA)	End of Month - MOI
Jan-25	\$	594.71	-
Feb-25	\$	612.25	-
Mar-25	\$	612.25	-
Apr-25	\$	612.25	-
May-25	\$	612.25	-
Jun-25	\$	612.25	-
Jul-25	\$	612.25	-
Aug-25	\$	612.25	-
Sep-25	\$	612.25	-
Oct-25	\$	612.25	-
Nov-25	\$	612.25	-
Dec-25	\$	612.25	-
Jan-26	\$	612.25	-
Feb-26	\$	612.25	-
Mar-26	\$	612.25	-





Cash	
Average	\$29,618.18
Minimum	\$28,225.00
Maximum	\$30,200.00

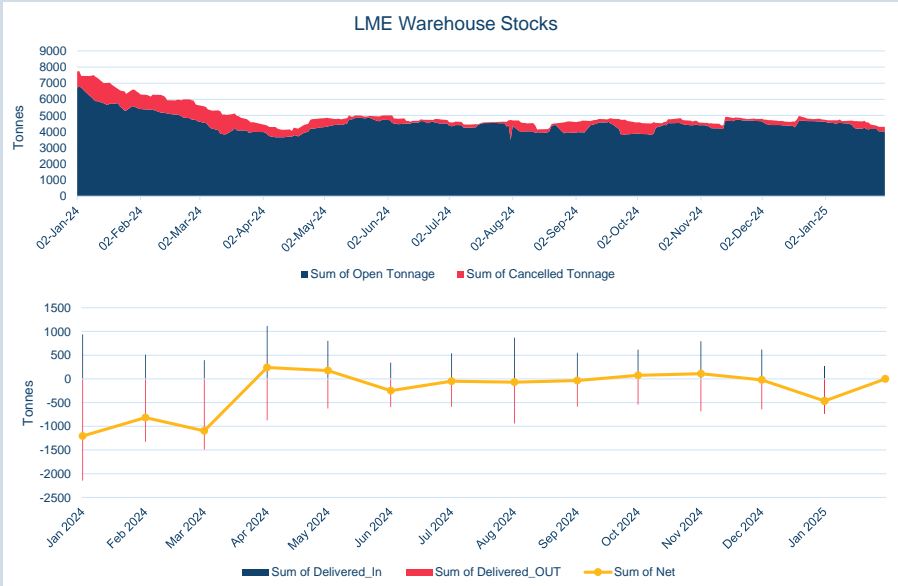
3M	
Average	\$29,793.41
Minimum	\$28,460.00
Maximum	\$30,400.00



Volume (ex UNA) Jan-2025	
Lots	137,248

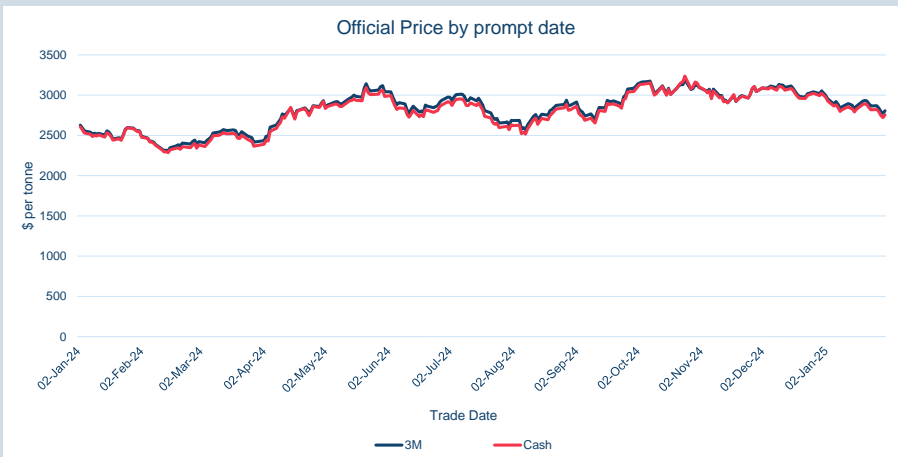
Volume (inc UNA) Jan-2025	
Lots	144,398
Tonnes	721,990

Volume Year To Date	
Lots	144,398
Tonnes	721,990



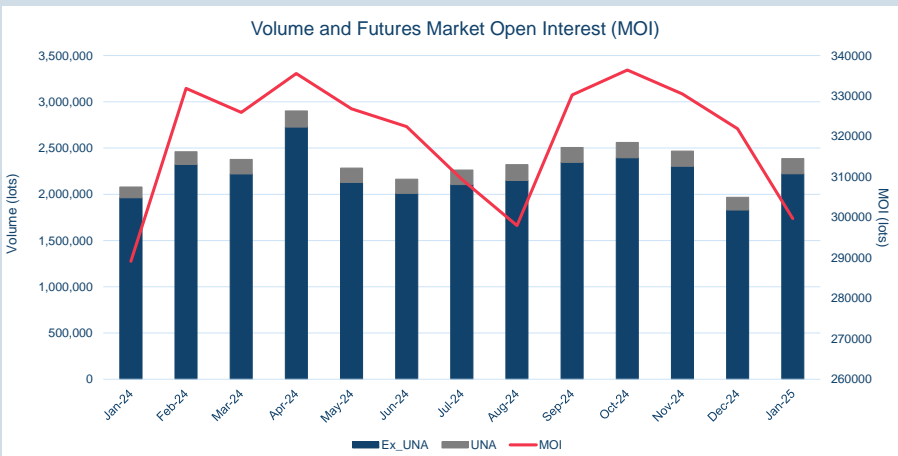
Warehouse Stock - Jan-25	
Delivered In	265
Delivered Out	-730
Net	-465

Warehouse Stock - Year to Date	
Delivered In	265
Delivered Out	-730
Net	-465



Cash	
Average	\$2,825.16
Minimum	\$2,711.00
Maximum	\$2,926.50

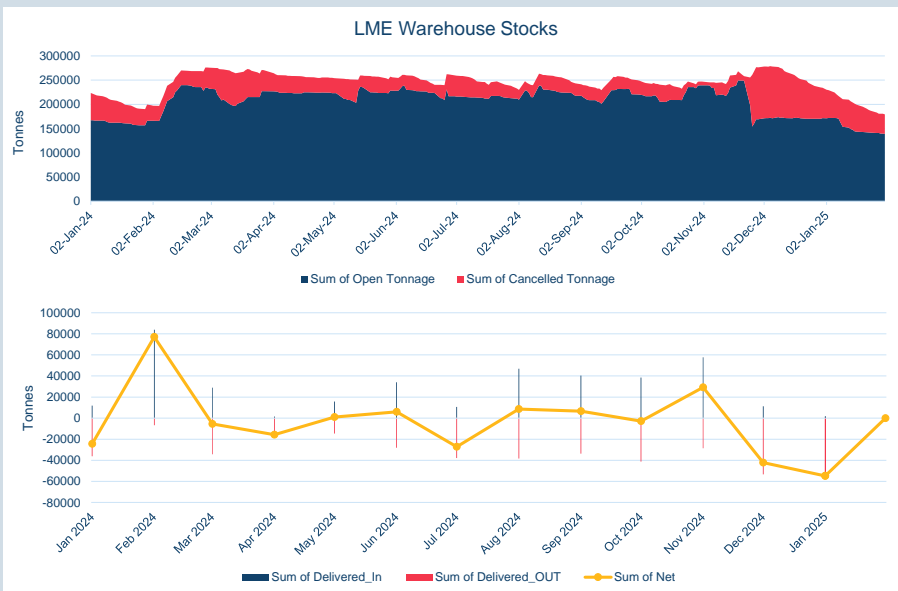
3M	
Average	\$2,867.57
Minimum	\$2,763.00
Maximum	\$2,951.50



Volume (ex UNA) Jan-2025	
Lots	2,221,565

Volume (inc UNA) Jan-2025	
Lots	2,385,280
Tonnes	59,632,000

Volume Year To Date	
Lots	2,385,280
Tonnes	59,632,000



Warehouse Stock - Jan-25	
Delivered In	1,500
Delivered Out	-56,325
Net	-54,825

Warehouse Stock - Year to Date	
Delivered In	1,500
Delivered Out	-56,325
Net	-54,825